


Ex



PRODUCT

CATALOG





Ex



About Us

COMPANY PROFILE

To Build Explosion-proof refined products
To strive as No.1 in Ex Proof industry Field

Crown Extra Lighting Co., Ltd. is a comprehensive enterprise integrating R&D, production, sales and service. The company is located in Changzhou, known as the "Dragon City" in the Yangtze River Delta of China. The company is committed to becoming a provider of green, environmentally friendly, energy-saving, and leading industrial lighting solutions, providing high-quality lighting products for petroleum, petrochemical, electric power, metallurgy, railways, aerospace, military, public security, fire fighting, ships, roads, pharmaceuticals, etc. And professional technical service programs.

We mainly produces and operates maintenance-free LED explosion-proof lamps, explosion-proof lamps, explosion-proof electrical appliances, explosion-proof accessories, low-voltage electrical components, molds, power distribution switch control equipment and other products.

.Leading in the international and domestic explosion-proof certification industry. Our company designs and manufactures in strict accordance with the GB3836.1/ GB3836.2-2010 national standards, and has obtained the corresponding explosion-proof certificate, explosion-proof inspection report, EU CE, ATEX, TUV, ISO9001, 3C, RoHS and other management system certifications.

The company adheres to the corporate spirit of "integrity, innovation, hard work, and enterprising"; "Let the factory be free from explosions and protect people's lives and property" as its social mission; adhere to market requirements as a guide and customer satisfaction as its purpose; adhere to quality first, Reputation is paramount. We will provide reliable products and satisfactory services to new and old customers from all walks of life with high-quality product quality and complete sales services.



Ex


Application




















Cooperating company



QUALIFICATION CERTIFICATE





GYD93 Series

【LED Ex Proof Linear Light】 Ex nR e mb IIC T5 Gc; Ex tD A21 IP66 T80°C



POWER: 20-40W



POWER: 50-60W



POWER: 70-80W

GYD810SERIES(Adjustable beam angle with optical lens)

【Explosion proof LED High Bay】 Ex nR e mb IIC T5 Gc; Ex tD A21 IP66 T80°C



POWER: 20-70W



POWER: 80-120W



POWER: 130-200W



POWER: 210-240W

GYD810Zseries (Adjustable beam angle with optical lens)

【Explosion proof LED High Bay】 Ex nR e mb IIC T5 Gc; Ex tD A21 IP66 T80°C



POWER: 20-70W



POWER: 80-120W



POWER: 130-200W



POWER: 210-240W

GYD970 series (Adjustable beam angle with optical lens)

【Ex proof LED Flood Light】 Ex nR e mb IIC T5 Gc; Ex tD A21 IP66 T80°C

Ex



GYD9701

POWER: 20-80W

Ex



GYD9702

POWER: 90-120W

Ex



GYD9703

POWER: 130-200W

GYD970-L series (Adjustable beam angle with optical lens)

【Ex proof LED Street Light】 Ex nR e mb IIC T5 Gc; Ex tD A21 IP66 T80°C

Ex



GYD9701-L

POWER: 20-80W

Ex



GYD9702-L

POWER: 90-120W

Ex



GYD9703-L

POWER: 130-200W

GYD720 series

【Ex proof LED Flood Light】 Ex d e m b IIB T6 Gb; Ex tD A21 IP66 T80°C

Ex



GYD7201

POWER: ≤100W

Ex



GYD7202

POWER: ≤150W

Ex



GYD7203

POWER: ≤200W

Ex



GYD7204

POWER: ≤240W

GYD620 series

【Explosion proof LED High Bay】 Exdemb IIC T6 Gb; Ex tD A21 IP66 T80°C

Ex



GYD6201

额定功率: ≤100W

Ex



GYD6202

额定功率: ≤150W

Ex



GYD6203

额定功率: ≤200W

Ex



GYD6204

额定功率: ≤240W

GYD9822 series

【Explosion proof Ceiling Lamp】 Ex nR e mb IIC T5 Gc; Ex tD A21 IP66 T80°C

Ex



GYD9822-I

POWER: 20-30W

Ex



GYD9822-II

POWER: 40-70W

Ex



GYD9822-III

POWER: 80-100W

GYD780-L series

【Ex proof LED Street Light】 Ex d IIB T6 Gb; Ex tD A21 IP66 T80°C

Ex



GYD7801-L

Ex



GYD7802-L

GYD780 series

【Ex proof LED Flood Light】

Ex d IIB T6 Gb; Ex tD A21 IP66 T80°C

Ex



GYD7801

POWER: ≤100W

Ex



GYD7802

POWER: ≤150W

GYD680 series

【Ex proof LED High Bay】

Ex d IIC T6 Gb; Ex tD A21 IP66 T80°C

Ex



GYD6801

POWER: ≤100W

Ex



GYD6802

POWER: ≤160W

Ex proof Emergency/Caution light/Alarm

Ex proof Sign(IIC)

Exd IIC T6 Gb/Ex tD A21 IP65 T80°C

Ex



BYY-3W

Ex Emergency(IIC)

Exd IIC T6 Gb/Ex tD A21 IP65 T80°C

Ex



BCJ-2X5W

Ex spotlight(IIC)

Ex d IIC T4 Gb/Ex tD A21 IP65 T80°C

Ex



BSD-7W

Ex Caution light(IIC)

Ex d IIC T6 Gb/Ex tD A21 IP65 T80°C

Ex



GYJ

Ex Audible and Visual Alarm(IIC)

Ex d IIC T6 Gb/Ex tD A21 IP65 T80°C

Ex



GYJ

Ex Obstruction Light(IIC)

Ex d IIC T6Gb/Ex tD A21 IP65 T80°C

Ex



GYZD

Ex Proof Lighting Fittings

Ex Proof Light Fittings

Ex d IIC T3 Gb / Ex tD A21 IP65 T195°C

Ex



BCD-100/200/200大/250/400

Split/Integrated Ex Flood Light

Ex d IIB T3 Gb / Ex tD A21 IP65 T195°C

Ex



BAT51-250/400/1000

Ex LED Tube Light

Exd IIC T6 Gb / Ex tD A21 IP65 T80°C

Ex



Single/Double Tube

BPY

Ex Clean LED Tube Light

Exd emb IIC T5 Gb / Ex tD A21 IP65 T80°C

Ex



Single/Double/Triple Tube

BHY

Ex GRP LED Tube Light

Exde IIC T6 Gb / Ex tD A21 IP66 T80°C

Ex



Single/Double Tube

BYS

Ex Proof Equipment

Ex Proof Exhaust Fan

Ex d IIB T4 Gb / Ex d IIC T4 Gb

Ex




BFC

SPEC: 300/400/500/600mm

Ex Proof Axial Fan

Ex d IIB T4 Gb / Ex d IIC T4 Gb

Ex



BAF

SPEC: 300/400/500/600mm

Ex Proof Floor fan

Ex d IIB T4 Gb / Ex d IIC T4 Gb

Ex



BTS

SPEC: 500/600/750mm

Ex proof Lighting Distribution Box

Exd e IIB/IICT4Gb/Ex tD A21 IP65 T80°C

Ex



BXM/CXM

Customized products, detailed parameters or drawings are required for quotation.

Ex proof Power Overhaul Box

Ex d e IIB T4 Gb/Ex tD A21 IP65 T80°C

Ex



BX

Customized products, detailed parameters or drawings are required for quotation.

Ex proof Circuit Breaker

Ex d IIB T4 Gb/Ex tD A21 IP65 T130°C

Ex



BLK

Customized products, detailed parameters or drawings are required for quotation.

Ex proof Control Box

Ex d IIB T6 Gb/Ex tD A21 IP65 T80°C

Ex



BXK

Customized products, detailed parameters or drawings are required for quotation.

Ex proof Control Station

Ex d e IIB T6 Gb/Ex tD A21 IP65 T80°C

Ex



BZC

Customized products, detailed parameters or drawings are required for quotation.

Ex proof GRP Control Station

Exd e IICT6Gb/Ex tD A21 IP65 T80°C

Ex



BXK8050

Customized products, detailed parameters or drawings are required for quotation.

Ex proof Magnetic Starter

Ex d IIB T6 Gb/Ex tD A21 IP65 T80°C

Ex



BQC

Customized products, detailed parameters or drawings are required for quotation.

Ex proof Junction Box

Ex d IIB T6 Gb/Ex tD A21 IP65 T80°C

Ex



CJ

Customized products, detailed parameters or drawings are required for quotation.

Ex proof Inverter Control Cabinet

Ex d IIB T6 Gb/Ex tD A21 IP65 T80°C

Ex



BQXB

Customized products, detailed parameters or drawings are required for quotation.

Ex Proof Switch

Ex de IIC T6 Gb / Ex tD A21 IP65 T80°C

Ex



SW-10

10A

Ex proof Transfer Switch

Ex de IIC Gb / Ex tD A21 IP65 T80°C

Ex



BHZ51

10A/25A/60A/100A

Ex Proof GRP Switch

Ex d e IIC T4 Gb/Ex tD A21 IP65 T80°C

Ex



ZXF8030

Ex proof Control Button

Ex d e IIC T6 Gb/Ex tD A21 IP65 T80°C

Ex



LA53

Ex proof GRP Control Button

Ex d e IIC T4 Gb/Ex tD A21 IP65 T80°C

Ex



LA5821

Ex proof Limit Switch

Ex d IIB T4 Gb/Ex tD A21 IP65 T80°C

Ex



Lx5

Ex proof GRP Plug and Socket

Ex d e IIC T6 Gb / Ex tD A21 IP65 T80°C

Ex



AC

16A/32A/63A

Ex proof Plug and Socket

Ex nA IIC T6 Gc / Ex tD A21 IP65 T80°C

Ex



GZ/YT

15A/25A/32A/60A

Ex Proof Portable Work Light

Ex d IIC T6 Gb/Ex tD A21 IP65 T80°C

Ex



Fw610

H.I.D./LED

Triple-proof LED lamp

GYD-SF series 【water-proof, dust-proof, Anti-corrosion】



SF810

POWER: ≤240W



SF810Z

POWER: ≤240W



SF610

POWER: ≤70W



SF610W

POWER: ≤70W

About Ex Mark

◆ According to the explosion-proof type, it can be divided into **five main types: flameproof type, increased safety type, positive pressure type, sparkless type and dust explosion-proof type.**

Explosion-proof type: flameproof type ---Mark: d

Explosion-proof principle: when the equipment is in normal operation, the parts that can generate spark arc are placed in the flameproof shell. The flameproof shell can bear the internal explosion pressure without damage, and can ensure that when the flame gas inside spreads through the gap, it will drop energy, which is not enough to detonate the gas outside the shell.

Explosion-proof type: increased safety type -- mark: e

Explosion-proof principle: no electric arc, spark or dangerous high temperature will be produced in normal operation. Further protective measures will be taken in the structure to improve the safety and reliability of the equipment.

Explosion-proof type: dust explosion-proof - shell protection type - mark: tD

Explosion-proof principle: the maximum surface temperature of the shell is limited and the "dust tight" or "dust proof" shell is used to limit dust entry to prevent combustible dust from igniting.

Explosion-proof type: Intrinsic safety type -- mark: i

Explosion-proof principle: the electric spark and thermal effect produced by the circuit inside the equipment can not ignite the explosive mixture under the specified conditions under normal operation or specified fault state.

Explosion-proof type: sparkless type -- mark: n

Try to prevent ignition sources

Explosion proof Parts

Ex proof

Junction Box

ExdIICT6Gb/Ex tD A21 IP65 T80°C

Ex



AH

1-way/2-way/3-way/4-way

Ex proof

Threading Box

Ex e II Gb

Ex



YHXe

1-way/2-way/3-way/4-way

Ex proof Isolation Sealed Box

Exe II Gb

Ex




YHXe-m

Y-Shape/Z-Shape/H-Shape/P-Shape

Ex proof ballast box

Ex d IIB T6 Gb

Ex



BAZ51

Spec: 250W/400W

Ex proof flexible pipe

Ex d IIC Gb; Ex e IIC Gb

Ex

Ex proof Junction Box



BNG-I

Caliber/length can be customized

Ex proof Stainless Steel flexible pipe

ExdIIC Gb

Ex



BNG-II

A(Both Internal threads),
B(Internal and external thread),
C(both external threads)

Ex proof Cable Gland

Ex d IIC Gb

Ex



BHJ

A(Both Internal threads),
B(Internal and external thread),
C(both external threads)

Ex proof Pipe Joint

Ex d IIC Gb

Ex



BHJ

A(Both Internal threads),
B(Internal and external thread),
C(both external threads)

Ex proof Plug

Ex d IIC Gb

Ex



PLUG

Size: G1/2, G3/4, G1

- ◆ This manual is printed by Crown Extra Lighting Co., Ltd., and is only used to display pictures and related materials of the company's products.
- ◆ The company may improve the relevant content of this manual at any time due to technical upgrades or the adoption of updated production processes, or make necessary corrections and changes to the printing errors and inaccurate information of this manual without notice.
- ◆ When ordering, please contact our company at any time to confirm the relevant information.



CROWN EXTRA LIGHTING CO., LTD.

Distributor :

Energy Power Save CO.,LTD.

www.7-mars.com, www.ledartlamp.com, www.siamenergysaving.com