

■ Features :

- DC/DC step-down converter
- Constant current output: 300mA to 1500mA
- Wide input voltage: 9 ~ 56VDC
- Wide output LED string voltage: 2 ~ 52VDC
- High efficiency up to 97%
- Built-in EMI filter, comply with EN55015 and FCC part15 without additional input filter and capacitors
- Built-in PWM and remote ON/OFF control
- Protections: Short circuit / Over temperature
- Cooling by free air convection
- Fully encapsulated with IP67 level for pin and wire style
- Non-potted, optional conformal coating for SMD style (Order No.: LDD-350-1000-HSC)
- Compact size
- Low cost, high reliability
- Suitable for driving illumination LED
- 3 years warranty



LDD-350H <input type="checkbox"/> Blank : pin style	LDD-1200H <input type="checkbox"/> Blank : pin style
W : wire style	W : wire style
S : SMD style	

SPECIFICATION

ORDER NO.	LDD-300H <input type="checkbox"/>	LDD-350H <input type="checkbox"/>	LDD-500H <input type="checkbox"/>	LDD-600H <input type="checkbox"/>	LDD-700H <input type="checkbox"/>	LDD-1000H <input type="checkbox"/>	LDD-1200H <input type="checkbox"/>	LDD-1500H <input type="checkbox"/>		
OUTPUT	CURRENT RANGE		300mA	350mA	500mA	600mA	700mA	1000mA	1200mA	1500mA
	VOLTAGE RANGE <small>Note.4</small>		2 ~ 52VDC						2 ~ 46VDC	
	CURRENT ACCURACY (Typ.)		±3% at 24VDC input ; ±4% at 48VDC input for LDD-H/HW ; ±5% for LDD-HS							
	RIPPLE & NOISE(max.) <small>Note.2</small>		150mVp-p	150mVp-p	150mVp-p	200mVp-p	200mVp-p	350mVp-p	350mVp-p	350mVp-p
	SWITCHING FREQUENCY		40KHz ~ 1000KHz							
EXTERNAL CAPACITANCE LOAD (max.)		2.2uF								
INPUT	VOLTAGE RANGE		9 ~ 56VDC						9 ~ 52VDC	
	EFFICIENCY (max.)		97% at full load and 36VDC/48VDC input for LDD-H/HW ; 96% at full load and 36VDC/48VDC input for LDD-HS							
	DC CURRENT	Full load <small>Note.3</small>	270mA	320mA	450mA	550mA	650mA	900mA	1100mA	1360mA
		No load	5mA							
FILTER		Capacitor								
PWM DIMMING & ON/OFF CONTROL	REMOTE ON/OFF		Leave open if not use Power ON with dimming: DIM ~ -Vin >2.5 ~ 6VDC or open circuit Power OFF : DIM ~ -Vin < 0.8VDC or short							
	PWM FREQUENCY		100 ~ 1KHz							
	QUIESCENT INPUT CURRENT IN SHUTDOWN MODE(max.)		1mA at PWM dimming OFF and 24VDC input							
PROTECTION	SHORT CIRCUIT		Regulated at rated output current Protection type: Can be continued, recovers automatically after fault condition is removed							
	OVER TEMPERATURE		Tj 150°C typically(IC1) detect on main control IC Protection type : Shut down, recovers automatically after temperature goes down							
ENVIRONMENT	WORKING TEMP.		-40 ~ + 85°C (Refer to derating curve)							
	WORKING HUMIDITY		20% ~ 90% RH non-condensing for LDD-H/HW ; 20%~85% RH non-condensing for LDD-HS							
	STORAGE TEMP., HUMIDITY		-55 ~ +125°C, 10 ~ 95% RH							
	TEMP. COEFFICIENT		±0.03% / °C							
	VIBRATION		10 ~ 500Hz, 2G 10min./1 cycle, period for 60min. each along X, Y, Z axes							
OPERATING CASE TEMP. (max.)		100°C								
EMC	SAFETY STANDARDS		EAC TP TC 004 approved							
	EMC EMISSION		Compliance to EN55015, FCC part 15 class B, EAC TP TC 020							
	EMC IMMUNITY		Compliance to EN61000-4-2,3,4,6,8, light industry level, criteria A, EAC TP TC 020							
OTHERS	MTBF		1000Khrs min. MIL-HDBK-217F (25°C)							
	DIMENSION		31.8*20.3*12.2mm or 1.25**0.8**0.48" inch (L*W*H) for LDD-H/HW ; 31.8*20.3*11.4mm or 1.25**0.8**0.45" inch (L*W*H) for LDD-HS							
	WEIGHT		LDD-H:15.6g ; LDD-HW:18g ; LDD-HS:12.8g							
	POTTING MATERIAL		Epoxy(UL94-V0) for LDD-H/HW ; without potted for LDD-HS							

NOTE

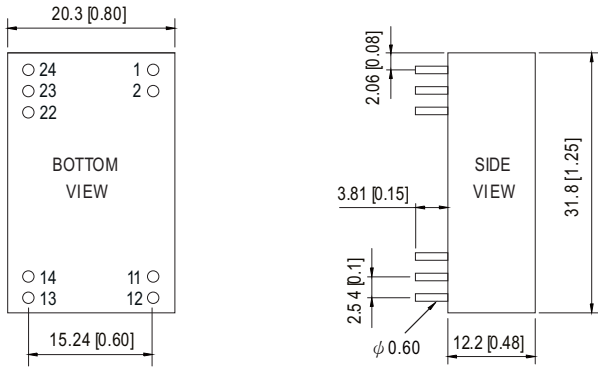
- 1.All parameters are specified at normal input(48VDC), rated load, 25°C 70% RH ambient.
- 2.Ripple & noise are measured at 20MHz by using a 12" twisted pair terminated with a 0.1uf capacitor.
- 3.Test condition: 48VDC input.
- 4.Output voltage will always step down by 3 volts from input DC voltage.
- 5.The output of LDD-H should not be connected to the input of the same unit or output from other sources.

※ Product Liability Disclaimer : For detailed information, please refer to <https://www.meanwell.com/serviceDisclaimer.aspx>

■ Mechanical Specification

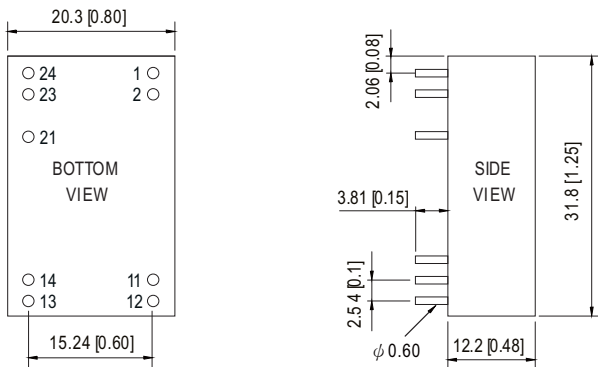
◎ Blank type(LDD- 300~1000H):

Unit: mm (inch)



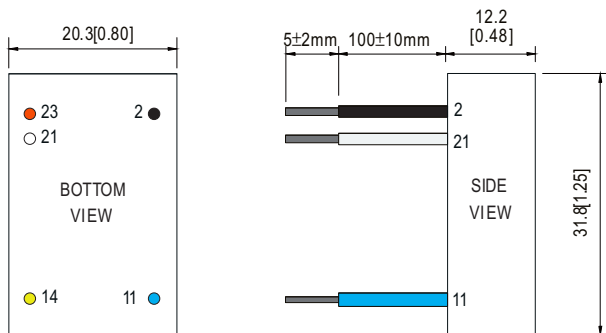
NOTE: Pin tolerance ± 0.05 mm

◎ Blank type(LDD- 1200~1500H):



NOTE: Pin tolerance ± 0.05 mm

◎W type(LDD- 300~1500HW):



NOTE: All wires UL3385 22AWG

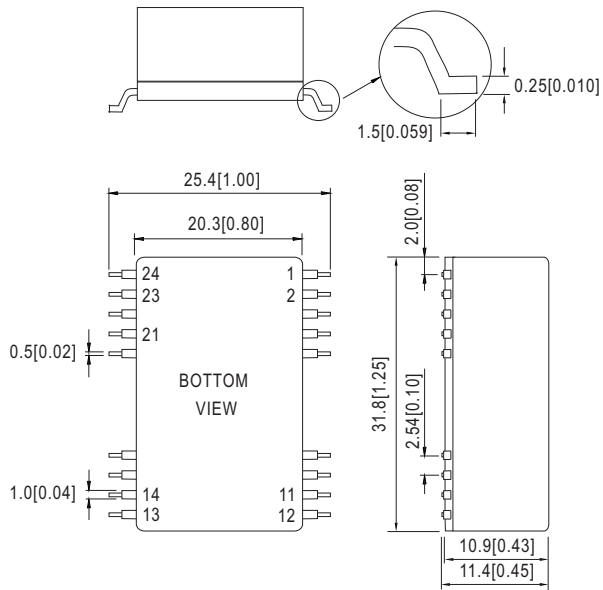
■ Pin Configuration

Pin No.		Comment
1,2	-Vin	Don't connect to -Vout
11,12	-Vout	LED - Connection
13,14	+Vout	LED + Connection
22	PWM DIM	ON/OFF and PWM Dimming (Leave open if not used)
23,24	+Vin	DC Supply
others	N.C	No connection

Pin No.		Comment
1,2	-Vin	Don't connect to -Vout
11,12	-Vout	LED - Connection
13,14	+Vout	LED + Connection
21	PWM DIM	ON/OFF and PWM Dimming (Leave open if not used)
23,24	+Vin	DC Supply
others	N.C	No connection

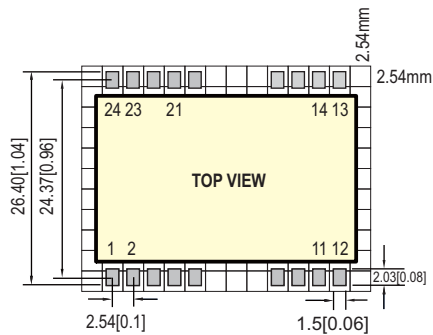
Pin No.		Comment
2	-Vin (Black)	Don't connect to -Vout
11	-Vout (Blue)	LED - Connection
14	+Vout (Yellow)	LED + Connection
21	PWM DIM (White)	ON/OFF and PWM Dimming (Leave open if not used)
23	+Vin (Red)	DC Supply
others	N.C	No connection

◎S type(LDD – 300~1000HS):

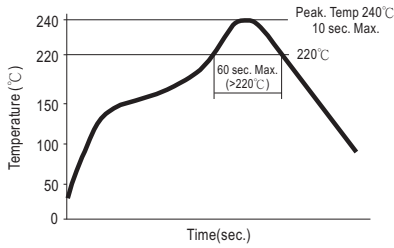


Pin No.		Comment
1,2	-Vin	Don't connect to -Vout
11,12	-Vout	LED - Connection
13,14	+Vout	LED + Connection
21	PWM DIM	ON/OFF and PWM Dimming (Leave open if not used)
23,24	+Vin	DC Supply
others	N.C	No connection

■ Recommended PCB layout (for LDD-300~1000HS)

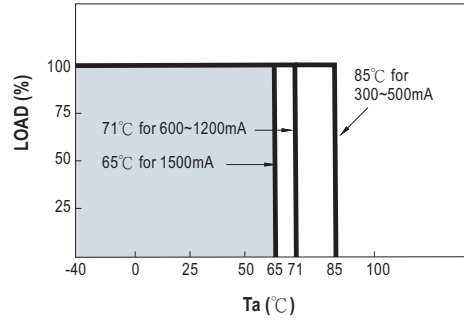


Reflow Soldering Curve (for LDD-300~1000HS)

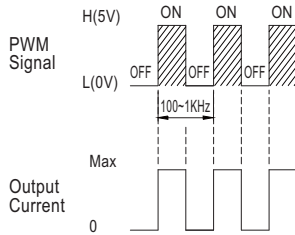


Remark : The curve applies only to the " Hot Air Reflow Soldering"

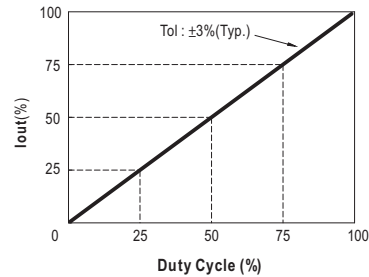
Derating Curve



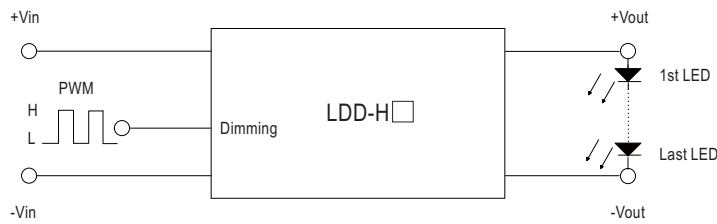
PWM Dimming Control



⊙ During PWM dimming operation, the output current will change to PWM style.



Standard Application



H: >2.5~6VDC or open circuit
L: <0.8VDC or short

Efficiency VS Output Voltage(Number of LEDs)

Fig-1 12VDC input, 1~3 LEDs(Vf=3V)

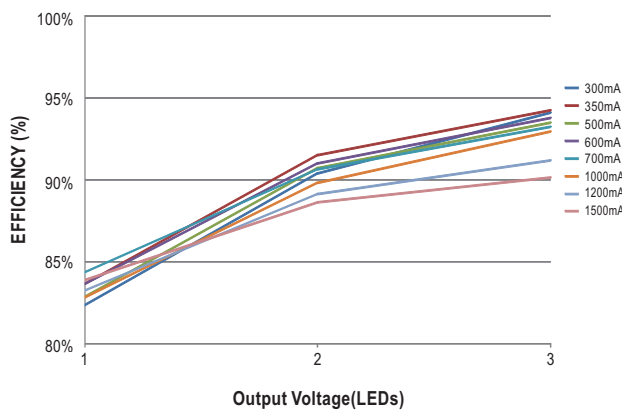


Fig-2 24VDC input, 1~7 LEDs(Vf=3V)

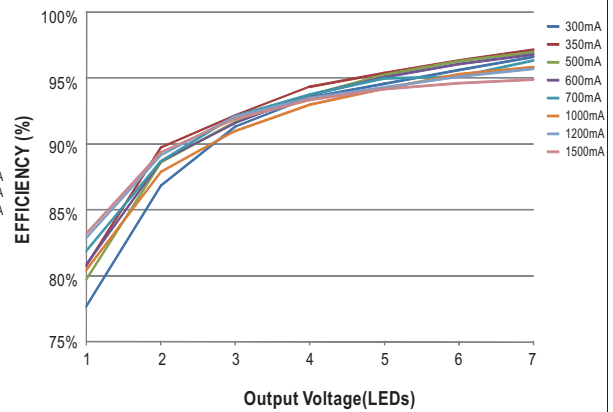


Fig-3 36VDC input, 1~10 LEDs(Vf=3V)

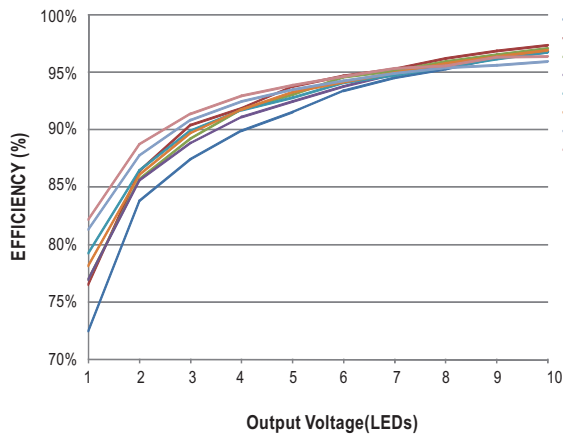


Fig-4 48VDC input, 1~14 LEDs(Vf=3V)

