

CB IP40




CB IP40 Standard is an enclosure that protects electrical equipment from dust and water spray. It is suitable for indoor purposes. This enclosure is made of a cold rolled steel sheet and has a removable cable gland plate. There are 14 standard sizes.

Specification

| | |
|-------------------|--|
| Material | Cold rolled steel sheet |
| Steel Thickness | Enclosure's body and mounting plate: 1 mm. Door panel: 1.5 mm. |
| Finished Surface | Polyester powder coated in RAL7032 |
| Supplies | Mounting plate and bottom cable gland plate |
| Technical Data | <ul style="list-style-type: none"> Folded enclosure's front lip for rigidity and a gutter to prevent liquid 4 wall mounting holes on the back panel Multi-folding prevents the ingress of dust and liquid when opened Zinc alloy housing lock Door opens up to 120 degrees Removable cable gland plate at the bottom TAMCO locking system |
| Protection Rating | IP40 |



Over All View



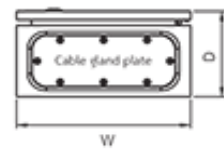
Front View



Inside View



Side View



Bottom View

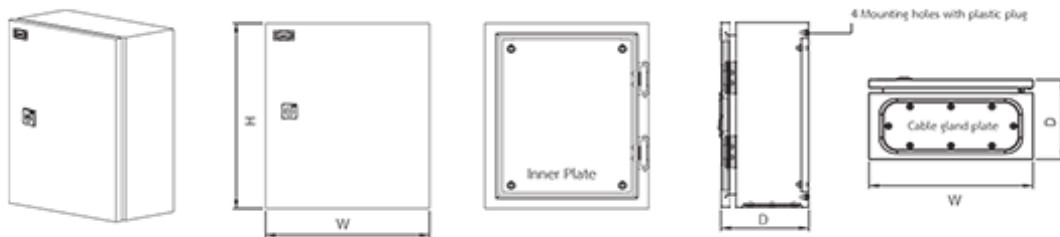
| Model | Width (W) | Height (H) | Depth (D) | Thickness (TH) | Mounting Plate Size (mm.) | Gross Weight (kg.) |
|-------|-----------|------------|-----------|----------------|---------------------------|--------------------|
| CB-01 | 280 | 350 | 150 | 1 mm. | W220 x H290 mm. | 5.28 kg. |
| CB-02 | 300 | 450 | 150 | 1 mm. | W240 x H390 mm. | 6.82 kg. |
| CB-03 | 350 | 450 | 150 | 1 mm. | W290 x H390 mm. | 7.66 kg. |
| CB-04 | 300 | 450 | 200 | 1 mm. | W240 x H390 mm. | 7.47 kg. |
| CB-05 | 350 | 450 | 200 | 1 mm. | W290 x H390 mm. | 8.37 kg. |
| CB-06 | 350 | 500 | 200 | 1 mm. | W290 x H440 mm. | 9.12 kg. |
| CB-07 | 400 | 500 | 200 | 1 mm. | W340 x H440 mm. | 10.09 kg. |
| CB-08 | 450 | 600 | 200 | 1 mm. | W390 x H540 mm. | 12.88 kg. |
| CB-09 | 450 | 600 | 250 | 1 mm. | W390 x H540 mm. | 13.80 kg. |
| CB-10 | 500 | 600 | 200 | 1 mm. | W440 x H540 mm. | 14.00 kg. |
| CB-11 | 500 | 600 | 250 | 1 mm. | W440 x H540 mm. | 14.96 kg. |
| CB-12 | 550 | 700 | 250 | 1 mm. | W490 x H640 mm. | 18.52 kg. |
| CB-13 | 630 | 750 | 250 | 1 mm. | W570 x H690 mm. | 21.87 kg. |
| CB-14 | 630 | 900 | 250 | 1 mm. | W570 x H840 mm. | 25.57 kg. |

CB IP55

CB IP55 Standard is an enclosure that protects electrical equipment from dust and water spray. It is suitable for both indoor and outdoor purposes. This enclosure is made of a cold rolled steel sheet and has a removable cable gland plate together with a sealing gasket. There are 20 standard sizes.

Specification

| | |
|-------------------|---|
| Material | Cold rolled steel sheet |
| Steel Thickness | <ul style="list-style-type: none"> Size 1-14: Enclosure's body and mounting plate: 1 mm. Door panel: 1.5 mm. Size 15-20: Enclosure's body and mounting plate: 1.5 mm. Door panel: 1.5 mm. |
| Finished Surface | Polyester powder coated in RAL7032 |
| Supplies | Mounting plate and bottom cable gland plate |
| Technical Data | <ul style="list-style-type: none"> Folded enclosure's front lip for rigidity and a gutter to prevent liquid 4 wall mounting holes on the back panel with plastic plugs Multi-folding prevents the ingress of dust and liquid when opened Zinc alloy housing lock Door opens up to 120 degrees Removable cable gland plate at the bottom TAMCO locking system |
| Protection Rating | IP55 |



| Model | Width (W) | Height (H) | Depth (D) | Thickness (TH) | Mounting Plate Size (mm.) | Gross Weight (kg.) |
|-------|-----------|------------|-----------|----------------|---------------------------|--------------------|
| CB-01 | 280 | 350 | 150 | 1 mm. | W220 x H290 mm. | 5.28 kg. |
| CB-02 | 300 | 450 | 150 | 1 mm. | W240 x H390 mm. | 6.82 kg. |
| CB-03 | 350 | 450 | 150 | 1 mm. | W290 x H390 mm. | 7.66 kg. |
| CB-04 | 300 | 450 | 200 | 1 mm. | W240 x H390 mm. | 7.47 kg. |
| CB-05 | 350 | 450 | 200 | 1 mm. | W290 x H390 mm. | 8.37 kg. |
| CB-06 | 350 | 500 | 200 | 1 mm. | W290 x H440 mm. | 9.12 kg. |
| CB-07 | 400 | 500 | 200 | 1 mm. | W340 x H440 mm. | 10.09 kg. |
| CB-08 | 450 | 600 | 200 | 1 mm. | W390 x H540 mm. | 12.88 kg. |
| CB-09 | 450 | 600 | 250 | 1 mm. | W390 x H540 mm. | 13.80 kg. |
| CB-10 | 500 | 600 | 200 | 1 mm. | W440 x H540 mm. | 14.00 kg. |
| CB-11 | 500 | 600 | 250 | 1 mm. | W440 x H540 mm. | 14.96 kg. |
| CB-12 | 550 | 700 | 250 | 1 mm. | W490 x H640 mm. | 18.52 kg. |
| CB-13 | 630 | 750 | 250 | 1 mm. | W570 x H690 mm. | 21.87 kg. |
| CB-14 | 630 | 900 | 250 | 1 mm. | W570 x H840 mm. | 25.57 kg. |
| CB-15 | 600 | 1100 | 250 | 1.5 mm. | W540 x H1040 mm. | 38.09 kg. |
| CB-16 | 700 | 1100 | 250 | 1.5 mm. | W640 x H1040 mm. | 43.00 kg. |
| CB-17 | 800 | 1200 | 250 | 1.5 mm. | W740 x H1140 mm. | 52.09 kg. |
| CB-18 | 900 | 1200 | 250 | 1.5 mm. | W840 x H1140 mm. | 57.40 kg. |
| CB-19 | 800 | 1200 | 300 | 1.5 mm. | W740 x H1140 mm. | 57.39 kg. |
| CB-20 | 900 | 1200 | 300 | 1.5 mm. | W840 x H1140 mm. | 62.97 kg. |

CBS IP55



CBS Standard enclosure has a canopy that prevents the ingress of water spray. This type of enclosure is suitable for outdoor purposes. It is made of a cold rolled steel sheet. There are 20 standard sizes.

Specification

| | |
|-------------------|--|
| Material | Cold rolled steel sheet |
| Steel Thickness | <ul style="list-style-type: none"> Size 1-20: Enclosure's body and mounting plate: 1.5 mm. Door panel: 1.5 mm. |
| Finished Surface | Polyester powder coated in RAL7032 |
| Supplies | Mounting plate and bottom cable gland plate |
| Technical Data | <ul style="list-style-type: none"> Folded enclosure's front lip for rigidity and a gutter to prevent liquid Multi-folding prevents the ingress of dust and liquid when opened Enclosure's canopy helps prevent water damage Zinc alloy housing lock Door opens up to 120 degrees Removable cable gland plate at the bottom TAMCO locking system |
| Protection Rating | IP55 |



Over All View



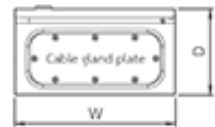
Front View



Inside View



Side View



Bottom View

| Model | Width (W) | Height (H) | Depth (D) | Thickness (TH) | Mounting Plate Size (mm.) | Gross Weight (kg.) |
|--------|-----------|------------|-----------|----------------|---------------------------|--------------------|
| CBS-01 | 280 | 350 | 150 | 1.5 mm. | W220 x H255 mm. | 7.18 kg. |
| CBS-02 | 300 | 450 | 150 | 1.5 mm. | W240 x H355 mm. | 9.17 kg. |
| CBS-03 | 350 | 450 | 150 | 1.5 mm. | W290 x H355 mm. | 10.32 kg. |
| CBS-04 | 300 | 450 | 200 | 1.5 mm. | W240 x H355 mm. | 10.20 kg. |
| CBS-05 | 350 | 450 | 200 | 1.5 mm. | W290 x H355 mm. | 11.40 kg. |
| CBS-06 | 350 | 500 | 200 | 1.5 mm. | W290 x H405 mm. | 12.36 kg. |
| CBS-07 | 400 | 500 | 200 | 1.5 mm. | W340 x H405 mm. | 13.68 kg. |
| CBS-08 | 450 | 600 | 200 | 1.5 mm. | W390 x H505 mm. | 17.30 kg. |
| CBS-09 | 450 | 600 | 250 | 1.5 mm. | W390 x H505 mm. | 18.73 kg. |
| CBS-10 | 500 | 600 | 200 | 1.5 mm. | W440 x H505 mm. | 18.80 kg. |
| CBS-11 | 500 | 600 | 250 | 1.5 mm. | W440 x H505 mm. | 20.29 kg. |
| CBS-12 | 550 | 700 | 250 | 1.5 mm. | W490 x H605 mm. | 25.00 kg. |
| CBS-13 | 630 | 750 | 250 | 1.5 mm. | W570 x H655 mm. | 29.40 kg. |
| CBS-14 | 630 | 900 | 250 | 1.5 mm. | W570 x H855 mm. | 34.18 kg. |
| CBS-15 | 600 | 1100 | 250 | 1.5 mm. | W540 x H1005 mm. | 37.89 kg. |
| CBS-16 | 700 | 1100 | 250 | 1.5 mm. | W640 x H1005 mm. | 42.85 kg. |
| CBS-17 | 800 | 1200 | 250 | 1.5 mm. | W740 x H1105 mm. | 51.92 kg. |
| CBS-18 | 900 | 1200 | 250 | 1.5 mm. | W840 x H1105 mm. | 57.29 kg. |
| CBS-19 | 800 | 1200 | 300 | 1.5 mm. | W740 x H1105 mm. | 57.30 kg. |
| CBS-20 | 900 | 1200 | 300 | 1.5 mm. | W840 x H1105 mm. | 62.92 kg. |

CBSG IP55

CBSG Standard enclosure has double door panels and a clear window on the front door panel for easy monitoring. This type of enclosure is suitable for outdoor purposes. With an IP55 rating, it can help to protect the electrical equipment inside the enclosure from dust and liquid. It is made of a cold rolled steel sheet and has 20 standard sizes.

Specification

| | |
|-------------------|--|
| Material | Cold rolled steel sheet |
| Steel Thickness | <ul style="list-style-type: none"> Size 1-20: Enclosure's body and mounting plate: 1.5 mm. Door panel: 1.5 mm. |
| Finished Surface | Polyester powder coated in RAL7032 |
| Supplies | Mounting plate and bottom cable gland plate |
| Technical Data | <ul style="list-style-type: none"> Folded enclosure's front lip for rigidity and a gutter to prevent liquid Multi-folding prevents the ingress of dust and liquid when opened Enclosure's canopy helps prevent water damage Zinc alloy housing lock Door opens up to 120 degrees Removable cable gland plate at the bottom TAMCO locking system |
| Protection Rating | IP55 |



Over All View



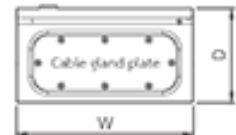
Front View



Inside View



Side View



Bottom View

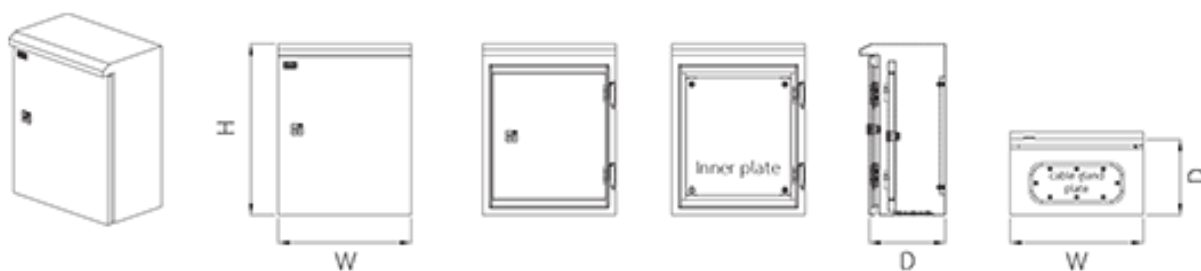
| Model | Width (W) | Height (H) | Depth (D) | Thickness (TH) | Mounting Plate Size (mm.) | Gross Weight (kg.) |
|---------|-----------|------------|-----------|----------------|---------------------------|--------------------|
| CBSG-01 | 280 | 350 | 200 | 1.5 mm. | W205 x H210 mm. | 11.32 kg. |
| CBSG-02 | 300 | 450 | 200 | 1.5 mm. | W225 x H310 mm. | 14.59 kg. |
| CBSG-03 | 350 | 450 | 200 | 1.5 mm. | W275 x H310 mm. | 16.52 kg. |
| CBSG-04 | 300 | 450 | 250 | 1.5 mm. | W225 x H310 mm. | 15.20 kg. |
| CBSG-05 | 350 | 450 | 250 | 1.5 mm. | W275 x H310 mm. | 17.03 kg. |
| CBSG-06 | 350 | 500 | 250 | 1.5 mm. | W275 x H360 mm. | 18.67 kg. |
| CBSG-07 | 400 | 500 | 250 | 1.5 mm. | W325 x H360 mm. | 20.81 kg. |
| CBSG-08 | 450 | 600 | 250 | 1.5 mm. | W375 x H460 mm. | 26.62 kg. |
| CBSG-09 | 450 | 600 | 300 | 1.5 mm. | W375 x H460 mm. | 27.95 kg. |
| CBSG-10 | 500 | 600 | 250 | 1.5 mm. | W425 x H460 mm. | 29.07 kg. |
| CBSG-11 | 500 | 600 | 300 | 1.5 mm. | W425 x H460 mm. | 30.40 kg. |
| CBSG-12 | 550 | 700 | 250 | 1.5 mm. | W475 x H560 mm. | 36.31 kg. |
| CBSG-13 | 630 | 750 | 250 | 1.5 mm. | W555 x H610 mm. | 43.15 kg. |
| CBSG-14 | 630 | 900 | 250 | 1.5 mm. | W555 x H760 mm. | 50.80 kg. |
| CBSG-15 | 600 | 1100 | 250 | 1.5 mm. | W525 x H960 mm. | 59.47 kg. |
| CBSG-16 | 700 | 1100 | 250 | 1.5 mm. | W625 x H960 mm. | 67.63 kg. |
| CBSG-17 | 800 | 1200 | 250 | 1.5 mm. | W725 x H1060 mm. | 82.42 kg. |
| CBSG-18 | 900 | 1200 | 250 | 1.5 mm. | W825 x H1060 mm. | 91.29 kg. |
| CBSG-19 | 800 | 1200 | 300 | 1.5 mm. | W725 x H1060 mm. | 84.86 kg. |
| CBSG-20 | 900 | 1200 | 300 | 1.5 mm. | W825 x H1060 mm. | 93.94 kg. |

CBSS IP55

CBSS Standard enclosure has double door panels which provide more protection. The enclosure is suitable for outdoor purposes. With an IP55 rating, it can help to protect the electrical equipment inside the enclosure from dust and liquid. This type of enclosure is made from a cold rolled steel sheet and has 20 standard sizes.

Specification

| | |
|-------------------|--|
| Material | Cold rolled steel sheet |
| Steel Thickness | <ul style="list-style-type: none"> Size 1-20: Enclosure's body and mounting plate: 1.5 mm. Door panel: 1.5 mm. |
| Finished Surface | Polyester powder coated in RAL7032 |
| Supplies | Mounting plate and bottom cable gland plate |
| Technical Data | <ul style="list-style-type: none"> Folded enclosure's front lip for rigidity and a gutter to prevent liquid Multi-folding prevents the ingress of dust and liquid when opened Enclosure's canopy helps prevent water damage Zinc alloy housing lock Door opens up to 120 degrees Removable cable gland plate at the bottom TAMCO locking system |
| Protection Rating | IP55 |



| Overall view | Front view | | Front view | Inside view | Side view | Bottom view |
|--------------|------------|------------|------------|----------------|---------------------------|--------------------|
| Model | Width (W) | Height (H) | Depth (D) | Thickness (TH) | Mounting Plate Size (mm.) | Gross Weight (kg.) |
| CBSS-01 | 280 | 350 | 200 | 1.5 mm. | W205 x H210 mm. | 10.10 kg. |
| CBSS-02 | 300 | 450 | 200 | 1.5 mm. | W225 x H310 mm. | 12.90 kg. |
| CBSS-03 | 350 | 450 | 200 | 1.5 mm. | W275 x H310 mm. | 14.47 kg. |
| CBSS-04 | 300 | 450 | 250 | 1.5 mm. | W225 x H310 mm. | 13.58 kg. |
| CBSS-05 | 350 | 450 | 250 | 1.5 mm. | W275 x H310 mm. | 15.03 kg. |
| CBSS-06 | 350 | 500 | 250 | 1.5 mm. | W275 x H360 mm. | 16.38 kg. |
| CBSS-07 | 400 | 500 | 250 | 1.5 mm. | W325 x H360 mm. | 18.18 kg. |
| CBSS-08 | 450 | 600 | 250 | 1.5 mm. | W375 x H460 mm. | 23.00 kg. |
| CBSS-09 | 450 | 600 | 300 | 1.5 mm. | W375 x H460 mm. | 24.46 kg. |
| CBSS-10 | 500 | 600 | 250 | 1.5 mm. | W425 x H460 mm. | 25.02 kg. |
| CBSS-11 | 500 | 600 | 300 | 1.5 mm. | W425 x H460 mm. | 26.48 kg. |
| CBSS-12 | 550 | 700 | 250 | 1.5 mm. | W475 x H560 mm. | 30.98 kg. |
| CBSS-13 | 630 | 750 | 250 | 1.5 mm. | W555 x H610 mm. | 36.63 kg. |
| CBSS-14 | 630 | 900 | 250 | 1.5 mm. | W555 x H760 mm. | 42.83 kg. |
| CBSS-15 | 600 | 1100 | 250 | 1.5 mm. | W525 x H960 mm. | 50.15 kg. |
| CBSS-16 | 700 | 1100 | 250 | 1.5 mm. | W625 x H960 mm. | 56.77 kg. |
| CBSS-17 | 800 | 1200 | 250 | 1.5 mm. | W725 x H1060 mm. | 68.78 kg. |
| CBSS-18 | 900 | 1200 | 250 | 1.5 mm. | W825 x H1060 mm. | 75.85 kg. |
| CBSS-19 | 800 | 1200 | 300 | 1.5 mm. | W725 x H1060 mm. | 71.48 kg. |
| CBSS-20 | 900 | 1200 | 300 | 1.5 mm. | W825 x H1060 mm. | 78.73 kg. |

CB-STL IP55

CB-STL is a stainless steel enclosure that protects electrical equipment from dust, water spray, and humidity. It is suitable for indoor uses in humid environment such as industrial food manufacturing plants or acidic areas. This enclosure is made of a high quality stainless steel no. 304. The polyurethane foam gasket provides excellent sealing with a high IP rating. There are standard 20 sizes.

Specification

| | |
|-------------------|---|
| Material | Stainless steel sheet no. 304 |
| Steel Thickness | <ul style="list-style-type: none"> Size 1-14: Enclosure's body and mounting plate: 1 mm. Door panel: 1.5 mm. Size 15-20: Enclosure's body and mounting plate: 1.5 mm. Door panel: 1.5 mm. |
| Finished Surface | Brushed |
| Supplies | Mounting plate and bottom cable gland plate |
| Technical Data | <ul style="list-style-type: none"> Folded enclosure's front lip for rigidity and a gutter to prevent liquid 4 wall mounting holes on the back panel with plastic plugs Multi-folding prevents the ingress of dust and liquid when opened Zinc alloy housing lock Door opens up to 120 degrees Removable cable gland plate at the bottom TAMCO locking system |
| Protection Rating | IP55 |



Over All View



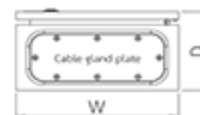
Front View



Inside View



Side View



Bottom View

| Model | Width (W) | Height (H) | Depth (D) | Thickness (TH) | Mounting Plate Size (mm.) | Gross Weight (kg.) |
|-----------|-----------|------------|-----------|----------------|---------------------------|--------------------|
| CB-STL-01 | 280 | 350 | 150 | 1 mm. | W220 x H290 mm. | 5.32 kg. |
| CB-STL-02 | 300 | 450 | 150 | 1 mm. | W240 x H390 mm. | 6.87 kg. |
| CB-STL-03 | 350 | 450 | 150 | 1 mm. | W290 x H390 mm. | 7.72 kg. |
| CB-STL-04 | 300 | 450 | 200 | 1 mm. | W240 x H390 mm. | 7.55 kg. |
| CB-STL-05 | 350 | 450 | 200 | 1 mm. | W290 x H390 mm. | 8.39 kg. |
| CB-STL-06 | 350 | 500 | 200 | 1 mm. | W290 x H440 mm. | 9.16 kg. |
| CB-STL-07 | 400 | 500 | 200 | 1 mm. | W340 x H440 mm. | 10.13 kg. |
| CB-STL-08 | 450 | 600 | 200 | 1 mm. | W390 x H540 mm. | 12.86 kg. |
| CB-STL-09 | 450 | 600 | 250 | 1 mm. | W390 x H540 mm. | 13.77 kg. |
| CB-STL-10 | 500 | 600 | 200 | 1 mm. | W440 x H540 mm. | 13.98 kg. |
| CB-STL-11 | 500 | 600 | 250 | 1 mm. | W440 x H540 mm. | 14.90 kg. |
| CB-STL-12 | 550 | 700 | 250 | 1 mm. | W490 x H640 mm. | 18.42 kg. |
| CB-STL-13 | 630 | 750 | 250 | 1 mm. | W570 x H690 mm. | 21.62 kg. |
| CB-STL-14 | 630 | 900 | 250 | 1 mm. | W570 x H840 mm. | 25.26 kg. |
| CB-STL-15 | 600 | 1100 | 250 | 1.5 mm. | W540 x H1040 mm. | 36.96 kg. |
| CB-STL-16 | 700 | 1100 | 250 | 1.5 mm. | W640 x H1040 mm. | 41.86 kg. |
| CB-STL-17 | 800 | 1200 | 250 | 1.5 mm. | W740 x H1140 mm. | 53.22 kg. |
| CB-STL-18 | 900 | 1200 | 250 | 1.5 mm. | W840 x H1140 mm. | 58.65 kg. |
| CB-STL-19 | 800 | 1200 | 300 | 1.5 mm. | W740 x H1140 mm. | 55.80 kg. |
| CB-STL-20 | 900 | 1200 | 300 | 1.5 mm. | W840 x H1140 mm. | 61.02 kg. |

CBS-STL IP55

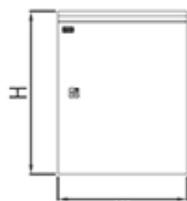
CBS-STL has a canopy that can prevent spray of water from entering the enclosure. It is suitable for outdoor purposes. This type of enclosure is made of stainless steel no. 304. There are 20 standard sizes.

Specification

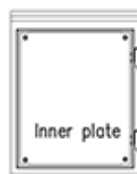
| | |
|-------------------|--|
| Material | Stainless steel sheet no. 304 |
| Steel Thickness | <ul style="list-style-type: none"> Size 1-20: Enclosure's body and mounting plate: 1.5 mm. Door panel: 1.5 mm. |
| Finished Surface | Brushed |
| Supplies | Mounting plate and bottom cable gland plate |
| Technical Data | <ul style="list-style-type: none"> Folded enclosure's front lip for rigidity and a gutter to prevent liquid Multi-folding prevents the ingress of dust and liquid when opened Enclosure's canopy helps prevent water damage Zinc alloy housing lock Door opens up to 120 degrees Removable cable gland plate at the bottom TAMCO locking system |
| Protection Rating | IP55 |



Overall view



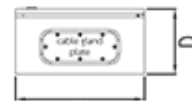
Front view



Inside view



Side view



Bottom view

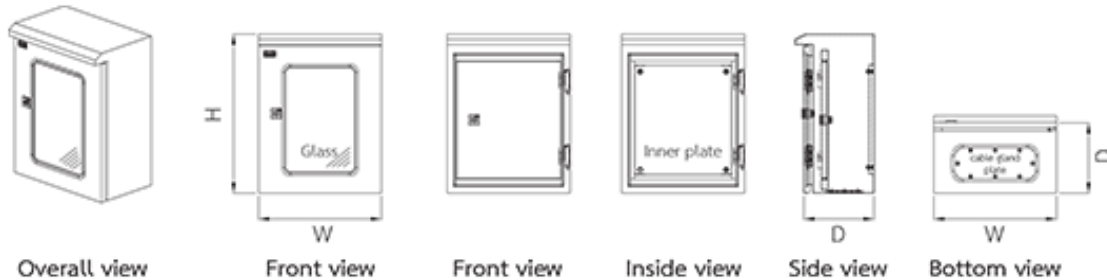
| Model | Width (W) | Height (H) | Depth (D) | Thickness (TH) | Mounting Plate Size (mm.) | Gross Weight (kg.) |
|------------|-----------|------------|-----------|----------------|---------------------------|--------------------|
| CBS-STL-01 | 280 | 350 | 150 | 1.5 mm. | W220 x H255 mm. | 7.81 kg. |
| CBS-STL-02 | 300 | 450 | 150 | 1.5 mm. | W240 x H355 mm. | 9.95 kg. |
| CBS-STL-03 | 350 | 450 | 150 | 1.5 mm. | W290 x H355 mm. | 11.16 kg. |
| CBS-STL-04 | 300 | 450 | 200 | 1.5 mm. | W240 x H355 mm. | 11.05 kg. |
| CBS-STL-05 | 350 | 450 | 200 | 1.5 mm. | W290 x H355 mm. | 12.33 kg. |
| CBS-STL-06 | 350 | 500 | 200 | 1.5 mm. | W290 x H405 mm. | 13.43 kg. |
| CBS-STL-07 | 400 | 500 | 200 | 1.5 mm. | W340 x H405 mm. | 14.77 kg. |
| CBS-STL-08 | 450 | 600 | 200 | 1.5 mm. | W390 x H505 mm. | 18.68 kg. |
| CBS-STL-09 | 450 | 600 | 250 | 1.5 mm. | W390 x H505 mm. | 20.20 kg. |
| CBS-STL-10 | 500 | 600 | 200 | 1.5 mm. | W440 x H505 mm. | 20.27 kg. |
| CBS-STL-11 | 500 | 600 | 250 | 1.5 mm. | W440 x H505 mm. | 21.87 kg. |
| CBS-STL-12 | 550 | 700 | 250 | 1.5 mm. | W490 x H605 mm. | 26.84 kg. |
| CBS-STL-13 | 630 | 750 | 250 | 1.5 mm. | W570 x H655 mm. | 31.45 kg. |
| CBS-STL-14 | 630 | 900 | 250 | 1.5 mm. | W570 x H855 mm. | 36.54 kg. |
| CBS-STL-15 | 600 | 1100 | 250 | 1.5 mm. | W540 x H1005 mm. | 40.90 kg. |
| CBS-STL-16 | 700 | 1100 | 250 | 1.5 mm. | W640 x H1005 mm. | 46.35 kg. |
| CBS-STL-17 | 800 | 1200 | 250 | 1.5 mm. | W740 x H1105 mm. | 56.11 kg. |
| CBS-STL-18 | 900 | 1200 | 250 | 1.5 mm. | W840 x H1105 mm. | 61.92 kg. |
| CBS-STL-19 | 800 | 1200 | 300 | 1.5 mm. | W740 x H1105 mm. | 61.27 kg. |
| CBS-STL-20 | 900 | 1200 | 300 | 1.5 mm. | W840 x H1105 mm. | 67.17 kg. |

CBSG-STL IP55

CBSG-STL has a double-door panel, a canopy, and a glass window on the front door for easy monitoring. The enclosure is suitable for outdoor purposes. The enclosure is made of stainless steel no.304 and has 20 standard sizes.

Specification

| | |
|-------------------|--|
| Material | Stainless steel sheet no. 304 |
| Steel Thickness | <ul style="list-style-type: none"> Size 1-20: Enclosure's body and mounting plate: 1.5 mm. Door panel: 1.5 mm. |
| Finished Surface | Brushed |
| Supplies | Mounting plate and bottom cable gland plate |
| Technical Data | <ul style="list-style-type: none"> Folded enclosure's front lip for rigidity and a gutter to prevent liquid Multi-folding prevents the ingress of dust and liquid when opened Enclosure's canopy helps prevent water damage Zinc alloy housing lock Door opens up to 120 degrees Removable cable gland plate at the bottom TAMCO locking system |
| Protection Rating | IP55 |



| Model | Width (W) | Height (H) | Depth (D) | Thickness (TH) | Mounting Plate Size (mm.) | Gross Weight (kg.) |
|-------------|-----------|------------|-----------|----------------|---------------------------|--------------------|
| CBSG-STL-01 | 280 | 350 | 200 | 1.5 mm. | W220 x H255 mm. | 9.68 kg. |
| CBSG-STL-02 | 300 | 450 | 200 | 1.5 mm. | W240 x H355 mm. | 12.48 kg. |
| CBSG-STL-03 | 350 | 450 | 200 | 1.5 mm. | W290 x H355 mm. | 14.06 kg. |
| CBSG-STL-04 | 300 | 450 | 250 | 1.5 mm. | W240 x H355 mm. | 13.58 kg. |
| CBSG-STL-05 | 350 | 450 | 250 | 1.5 mm. | W290 x H355 mm. | 15.21 kg. |
| CBSG-STL-06 | 350 | 500 | 250 | 1.5 mm. | W290 x H405 mm. | 16.63 kg. |
| CBSG-STL-07 | 400 | 500 | 250 | 1.5 mm. | W340 x H405 mm. | 18.41 kg. |
| CBSG-STL-08 | 450 | 600 | 250 | 1.5 mm. | W390 x H505 mm. | 23.38 kg. |
| CBSG-STL-09 | 450 | 600 | 300 | 1.5 mm. | W390 x H505 mm. | 24.93 kg. |
| CBSG-STL-10 | 500 | 600 | 250 | 1.5 mm. | W440 x H505 mm. | 25.46 kg. |
| CBSG-STL-11 | 500 | 600 | 300 | 1.5 mm. | W440 x H505 mm. | 27.07 kg. |
| CBSG-STL-12 | 550 | 700 | 250 | 1.5 mm. | W490 x H605 mm. | 33.33 kg. |
| CBSG-STL-13 | 630 | 750 | 250 | 1.5 mm. | W570 x H655 mm. | 39.27 kg. |
| CBSG-STL-14 | 630 | 900 | 250 | 1.5 mm. | W570 x H855 mm. | 45.77 kg. |
| CBSG-STL-15 | 600 | 1100 | 250 | 1.5 mm. | W540 x H1005 mm. | 51.42 kg. |
| CBSG-STL-16 | 700 | 1100 | 250 | 1.5 mm. | W640 x H1005 mm. | 58.23 kg. |
| CBSG-STL-17 | 800 | 1200 | 250 | 1.5 mm. | W740 x H1105 mm. | 71.48 kg. |
| CBSG-STL-18 | 900 | 1200 | 250 | 1.5 mm. | W840 x H1105 mm. | 78.93 kg. |
| CBSG-STL-19 | 800 | 1200 | 300 | 1.5 mm. | W740 x H1105 mm. | 76.63 kg. |
| CBSG-STL-20 | 900 | 1200 | 300 | 1.5 mm. | W840 x H1105 mm. | 84.07 kg. |

CBSS-STL IP55

CBSS-STL has a double-door panel with a canopy. It is suitable for outdoor purposes. The enclosure is made of stainless steel no.304 and has 20 standard sizes.




Specification

| | |
|-------------------|--|
| Material | Stainless steel sheet no. 304 |
| Steel Thickness | <ul style="list-style-type: none"> Size 1-20: Enclosure's body and mounting plate: 1.5 mm. Door panel: 1.5 mm. |
| Finished Surface | Brushed |
| Supplies | Mounting plate and bottom cable gland plate |
| Technical Data | <ul style="list-style-type: none"> Folded enclosure's front lip for rigidity and a gutter to prevent liquid Multi-folding prevents the ingress of dust and liquid when opened Enclosure's canopy helps prevent water damage Zinc alloy housing lock Door opens up to 120 degrees Removable cable gland plate at the bottom TAMCO locking system |
| Protection Rating | IP55 |



Overall view



Front view



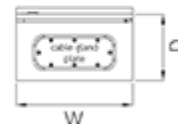
Front view



Inside view



Side view



Bottom view

| Model | Width (W) | Height (H) | Depth (D) | Thickness (TH) | Mounting Plate Size (mm.) | Gross Weight (kg.) |
|-------------|-----------|------------|-----------|----------------|---------------------------|--------------------|
| CBSS-STL-01 | 280 | 350 | 200 | 1.5 mm. | W205 x H210 mm. | 9.54 kg. |
| CBSS-STL-02 | 300 | 450 | 200 | 1.5 mm. | W225 x H310 mm. | 12.29 kg. |
| CBSS-STL-03 | 350 | 450 | 200 | 1.5 mm. | W275 x H310 mm. | 13.82 kg. |
| CBSS-STL-04 | 300 | 450 | 250 | 1.5 mm. | W225 x H310 mm. | 13.39 kg. |
| CBSS-STL-05 | 350 | 450 | 250 | 1.5 mm. | W275 x H310 mm. | 14.98 kg. |
| CBSS-STL-06 | 350 | 500 | 250 | 1.5 mm. | W275 x H360 mm. | 16.37 kg. |
| CBSS-STL-07 | 400 | 500 | 250 | 1.5 mm. | W325 x H360 mm. | 18.06 kg. |
| CBSS-STL-08 | 450 | 600 | 250 | 1.5 mm. | W375 x H460 mm. | 22.91 kg. |
| CBSS-STL-09 | 450 | 600 | 300 | 1.5 mm. | W375 x H460 mm. | 24.55 kg. |
| CBSS-STL-10 | 500 | 600 | 250 | 1.5 mm. | W425 x H460 mm. | 25.05 kg. |
| CBSS-STL-11 | 500 | 600 | 300 | 1.5 mm. | W425 x H460 mm. | 26.65 kg. |
| CBSS-STL-12 | 550 | 700 | 250 | 1.5 mm. | W475 x H560 mm. | 32.89 kg. |
| CBSS-STL-13 | 630 | 750 | 250 | 1.5 mm. | W555 x H610 mm. | 38.77 kg. |
| CBSS-STL-14 | 630 | 900 | 250 | 1.5 mm. | W555 x H760 mm. | 45.30 kg. |
| CBSS-STL-15 | 600 | 1100 | 250 | 1.5 mm. | W525 x H960 mm. | 51.03 kg. |
| CBSS-STL-16 | 700 | 1100 | 250 | 1.5 mm. | W625 x H960 mm. | 56.80 kg. |
| CBSS-STL-17 | 800 | 1200 | 250 | 1.5 mm. | W725 x H1060 mm. | 70.47 kg. |
| CBSS-STL-18 | 900 | 1200 | 250 | 1.5 mm. | W825 x H1060 mm. | 77.92 kg. |
| CBSS-STL-19 | 800 | 1200 | 300 | 1.5 mm. | W725 x H1060 mm. | 75.62 kg. |
| CBSS-STL-20 | 900 | 1200 | 300 | 1.5 mm. | W825 x H1060 mm. | 83.17 kg. |