

# Smart Building Control Systems by GVS:

KNX/EIB System

Video Door Phone System

**GVS**<sup>®</sup>

Catalogue 2018



**GVS**<sup>®</sup>

Distributor :

Tel: +66 (02) 114 7145-9  
www.7-mars.com Mobile : +66 089 006 0906  
Email : info@7-mars.com

Showroom Address : 442/2 Chan Road , Thung Watdon Sathon Bangkok Thailand 10120

GVS Since 1999

Established in 1999, GVS GROUP has been devoting itself into R&D of KNX building control system as well as video door phone solution. With its highlighted capability in display (CRT/TFT) development and manufacture, the group has long been in the first rankings of suppliers for both KNX building control system as well as IP/2-Wire Video Door Phone system. As the FIRST native BOARD MEMBER of KNX CHINA and first-ranking VDP supplier, GVS GROUP will continuously contribute to both industries in coming decades ...



KNX Advocator



In 1999

GVS was established



In 2008

GVS become the first Chinese KNX member in China.



In 2011

GVS KNX Training Center established with the first KNX training course held. (Over 400 KNX Partners )



In 2013

Initiator & Chairman of the drafting team for IEEE1888.4 Green Smart Home & Building Control Network Protocol Standard.



In 2015

GVS become the first native board member of KNX China..



In 2017

GVS officially enter the New OTC Market and become a listed company.



In 2018

GVS become the first native rotating chairman of KNX CHINA.



Professional Manufactory

Facility & Equipment: modern factory with SMT, plug-in, assembling, testing lines; QC, electrical safety labs, high-low temperature rooms;

Standard & Certificate: ISO90001, QC080000, RoHS, CE, KNX

Production Capacity (annually): TFT 3M pcs, TFT display module 1.5M pcs, KNX device 10M pcs



Video Door Phone Pathfinder

Dated back to 1999, GVS started with audio door phone module business, later switched from audio to video door phone module (CRT type) then continuously into TFT module; for integrated VDP, GVS started with analog system and now developed IP system with perfect integrated home automation functions. All in all, GVS has never stopped on the way of exploration and innovation.

As a key supplier for display modules , GVS has supported 50% of the video door phone business globally, which makes GVS one of the biggest suppliers in this business line.

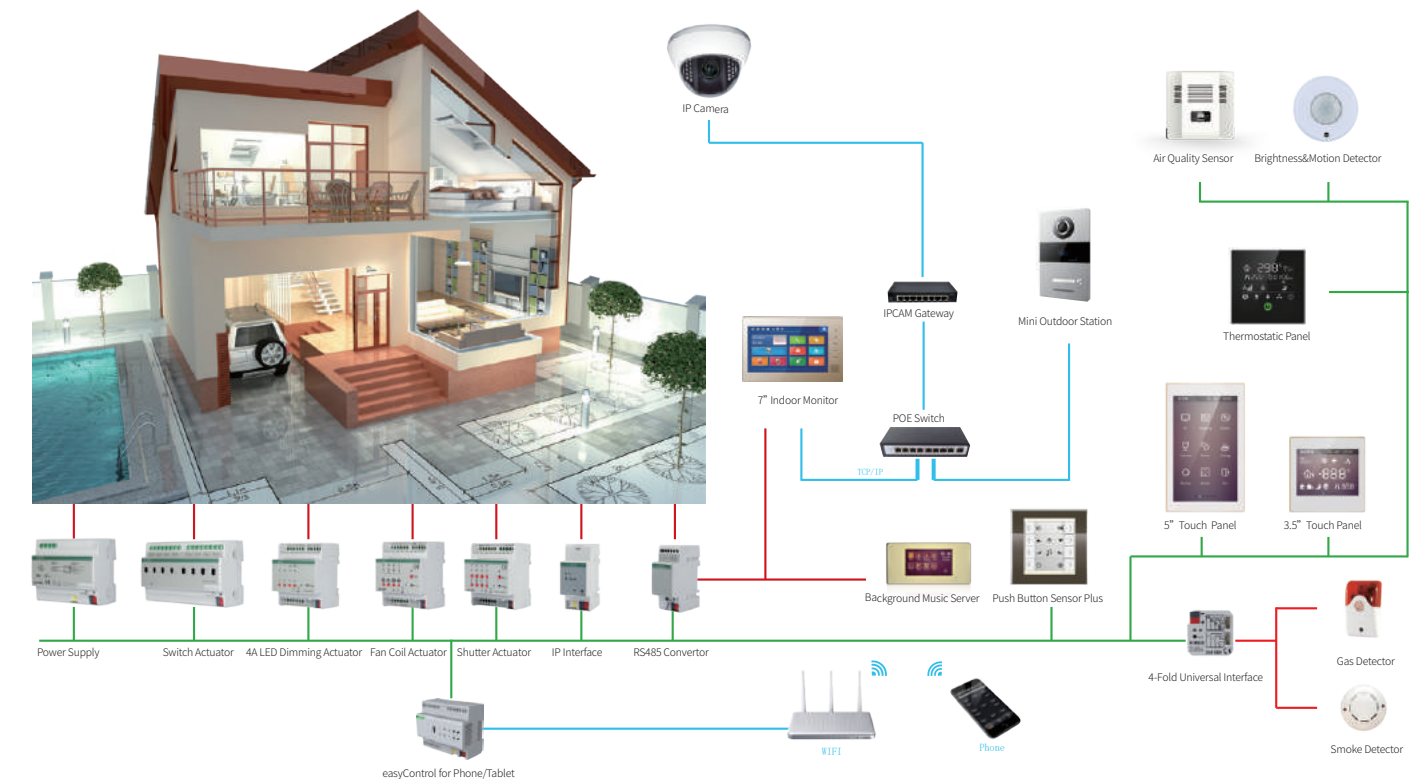


# Product Series

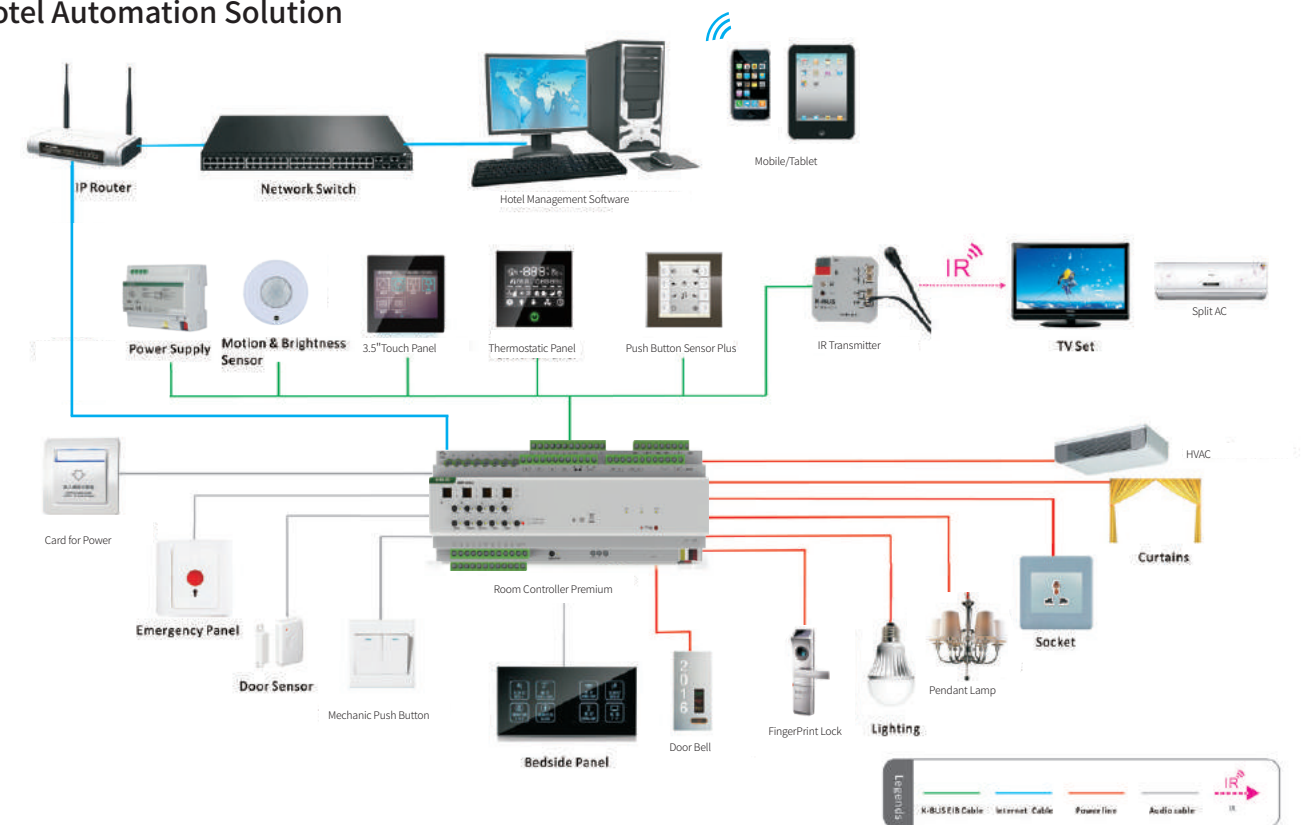
KNX Building Control System  
P. 004 -P. 011

## KNX Building Control System


### Home Automation Solution



### Hotel Automation Solution








**NEW!**

**Push Button Sensor Plus, 1/2/3/4-Gang**

1-Gang, CHPLE-02/02.x.00    3-Gang, CHPLE-06/02.x.00  
2-Gang, CHPLE-04/02.x.00    4-Gang, CHPLE-08/02.x.00  
(x=1, Shiny Finish; x=2, Matt Finish)

**Function:**

- 100% fits 55mm systems:
- GIRA Standard 55, E2, E22, Event, Esprit    - JUNG Aplus, Acreation, A500, AS500
- MERTEN 1M, M-Plan, M-Pure, M-Smart    - BERKER B3, B7, S1
- Push Buttons are adjustable for 1 or 2 button operation
- Built-in temperature sensor, RGB status LED indication
- Adjustable for button push length, NO or NC contact operation
- Short/long operation for KNX functions of lighting, scene control, shutter etc.
- Centered title block with cover film for customized marking
- Supporting ring included for installation
- Integrated bus coupling unit, 3 years' warranty Matt & Shiny finish available



**Plastic Frame 1-fold**

Dimension: 80\*80mm

**Function:**

- 100% fits 55mm systems:
- K-BUS Push Button Plus
  - GIRA Standard 55, E2, Esprit
  - JUNG Aplus, A500, AS500
  - MERTEN 1M, M-Series
  - BERKER B3, B7, S1

**Plastic Frame 3-fold**

Dimension: 80\*151mm


**Plastic Frame 3-fold**

Dimension: 80\*222mm

**Plastic Frame 4-fold**

Dimension: 80\*293mm

White/Black



**Glass Frame 1-fold**

Dimension: 95\*95mm

**Function:**

- 100% fits 55mm systems:
- K-BUS Push Buttons Plus
  - GIRA Standard 55, E2, Esprit
  - JUNG Aplus, A500, AS500
  - MERTEN 1M, M-Series
  - BERKER B3, B7, S1

**Glass Frame 2-fold**

Dimension: 95\*166mm


**Glass Frame 3-fold**

Dimension: 95\*237mm

**Glass Frame 4-fold**

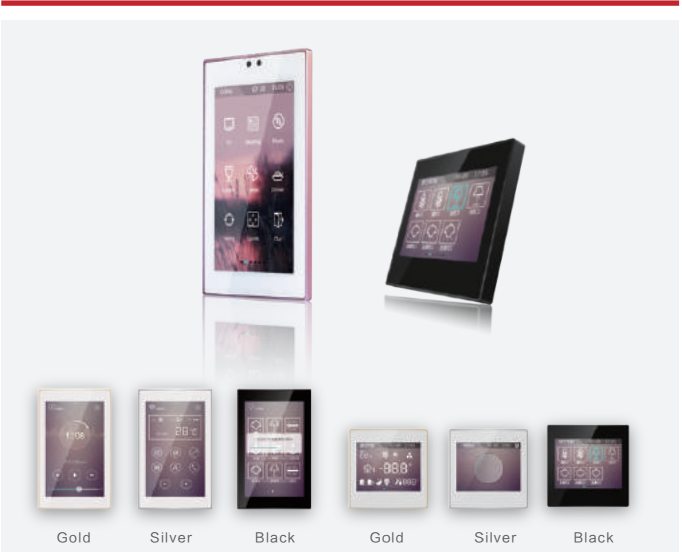
Dimension: 95\*308mm

White/Black



**SCHUKO Socket Outlet Series**

100% fits 55mm system  
16A AC, 250V, DIN 49440



**NEW!**

**KNX 5" Touch Panel (Slim)  
KNX 3.5" Touch Panel (Slim)**

**Function:**

- Capacitive color touch screen with all KNX functions
- Built-in temperature sensor
- Highly customizable with pages, icons and background
- Fast and easy update with SD card
- Cyclical weekly timing function
- Independent and flexible programming software



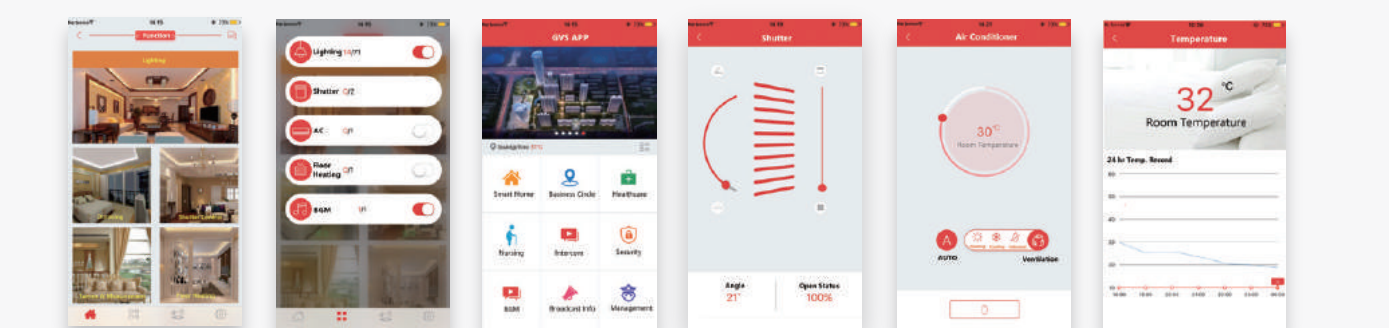
**NEW!**


**easyControl for Phone/Tablet**

**Function:**

- Support max. 5 channels for data conversion between KNX and RS485/232
- Built-in Apache server and SQL database
- Support server login via web browser
- Support online programming
- App available for remote control via cloud service
- All typical KNX functions supported

Screenshots from easyControl: IOS/Android





**NEW!**

Room Controller Premium

AMRP-41/00.2

Function:

- 10 folds of switch actuator
- 2 folds of 1-10v dimming actuator,can be used as 2 folds of switch actuator
- 2 folds of shutter actuator, can be used as 4 folds of switch actuator
- 1 fold of fancoil actuator, can be used as 3 folds of switch actuator



Switch



Lighting



Curtain



Air Conditioner


**NEW!**

24 Folds Switch Actuator/  
12 Folds Shutter Actuator,10A

AMRW-24/10.1

Function:

- Max. 24 folds of switch actuator, OR 12 folds of shutter actuator
- Switch Actuator with 10 A rated current, C-load Shutter Actuator with 1KW rated power of electric motor
- Manual operation, display of the status of each channel
- Adjustable behavior in case of bus voltage failure or recovery
- Max. 8 scene function for each channel, operation hour counter
- External 2 logic function of AND,OR,XOR,GATE
- Programmed through ETS, with all standard switch/shutter actuator function












Product List

Picture	Name/Mode No.	Installation/ Dimension	Function
	<b>Power Supply</b> KP/D30.640.1	DIN rail 90 × 108 × 60mm	<ul style="list-style-type: none"><li>▪ Power Supply: 95~255VAC+10/-15%,47~63Hz.</li><li>▪ KNX rated voltage: 30VDC+1/-2V,SELV</li><li>▪ Auxiliary rated voltage: 30VDC+/-1V,SELV</li><li>▪ Sustained short-circuit current: &lt;1.3A</li><li>▪ Safty Degree: Ip20,EN60529</li></ul>
	<b>KNX IP Router</b> BNIPR-00/00.1	DIN rail 90 × 36 × 64mm	<ul style="list-style-type: none"><li>▪ The main task is filtering the traffic according to the installation hierarchy</li><li>▪ Can be used as the programming interface</li><li>▪ Support KNXnet/IP, ARP, ICMP, IGMP, HTTP, UPnP, UDP/IP, TCP/IP, DHCP and auto IP</li></ul>
	<b>KNX Line Coupler</b> BNLC-00/00.1	DIN rail 90 × 36 × 64mm	<ul style="list-style-type: none"><li>▪ Used as a line coupler, it joins up the lines with the main line to create a function zone</li><li>▪ As a backbone coupler, it joins up the function zones with the overriding backbone line</li><li>▪ As a repeater the coupler enables the connection of more than 64 bus devices to one bus line</li></ul>
	<b>BNUS-00/00.1</b> KNX USB Interface	18x20x77mm	<ul style="list-style-type: none"><li>▪ Standard KNX/USB interface</li></ul>
	<b>IP Interface</b> BNIP-00/00.1	DIN rail 90X36X64mm	<ul style="list-style-type: none"><li>▪ Support standard KNX net/IP protocol</li></ul>
	<b>KNX/Rf Transceiver</b> BNRF-00/01.1 BNRF-00/02.1	90 × 36 × 64mm	<ul style="list-style-type: none"><li>▪ USB Standard 2.0</li><li>▪ Operating and display The red LED lights up as soon as the USB interface and KNX bus are connected; Green LED flashing for display the RF works well.</li><li>▪ Operating and display Green LED flashing for display the RF works well.</li></ul>
		90 × 36 × 64mm	
	<b>Room Controller Premium</b> AMRP-41/00.2	DIN rail 216 × 90 × 64mm	<ul style="list-style-type: none"><li>▪ 10 folds switching relay</li><li>▪ 2 folds 1-10V dimming, used as 2 channels for Switching output</li><li>▪ 2 folds shutter, used as 4 channels for Switching output</li><li>▪ 1 fold HVAC, used as 3 channels for Switching output</li><li>▪ 20 folds input dry contact</li><li>▪ KNX IP protocol, easy to control by app</li><li>▪ Standard KNX TCP/IP interface, standard RS485 interface</li></ul>
	<b>24/12-Fold Switch/ Shutter Actuator, 10A</b> AMRW-24/10.1	DIN rail 216 × 90 × 64mm	<ul style="list-style-type: none"><li>▪ Max. 24 folds of switch actuator, OR 12 folds of shutter actuator Switch Actuator with 10 A rated current, C-load Shutter Actuator with 1KW rated power of electric motor</li><li>▪ Manual operation, display of the status of each channel</li><li>▪ Adjustable behavior in case of bus voltage failure or recovery</li><li>▪ Max. 8 scene function for each channel, operation hour counter</li><li>▪ External 2 logic function of AND,OR,XOR,GATE</li><li>▪ Programmed through ETS, with all standard switch/shutter actuator function</li></ul>
	<b>Switch Actuator 4/8/12-Folds</b> (With Current Measurement)  ARCD-04/16.1 ARCD-08/16.1 ARCD-12/16.1	DIN rail 90 × 72 × 60mm	<ul style="list-style-type: none"><li>▪ Manual switching operation</li><li>▪ Time function,on/off delay, scene control/preset via 8 bit/1 bit commands</li><li>▪ Logic operation AND,OR,XOR, etc. function</li><li>▪ Forced operation and safety function</li><li>▪ Control of electro thermal valve drives</li><li>▪ Calculation of total current/power consumption</li><li>▪ Real-time monitor on bus overload</li><li>▪ Channel power time calculation and switch counting</li></ul>
		DIN rail 90 × 143 × 60mm	
		DIN rail 90 × 215 × 60mm	












Product List

Picture	Name/Model	Installation/ Dimension	Function
	<b>Switch Actuator 4/8/12-Folds</b>  KA/R 0416.1 KA/R 0816.1 KA/R 1216.1	DIN rail 90 × 72 × 60mm	<ul style="list-style-type: none"><li>Manual switching operation</li><li>Time function,on/off delay, scene control/preset via 8 bit/1 bit commands</li><li>Logic operation AND,OR,XOR, etc. function</li><li>Status check and response</li><li>Forced operation and safety function</li><li>Reaction to threshold function</li><li>Control of electro thermal valve drives</li><li>Selection of preferred state after bus voltage failure and bus recovery</li><li>Staircase lighting functions with warning and adaptable staircase lighting time</li></ul>
		DIN rail 90 × 143 × 60mm	
		DIN rail 90 × 215 × 60mm	
	<b>Switch Actuator 8-Folds, 10A</b> ARES-08/10.1	DIN rail 72X90X64mm	<ul style="list-style-type: none"><li>Scene control/preset via 8bit/1 bit commands</li><li>Logic operation AND,OR, XOR,gate function</li><li>Forced operation and safty function</li><li>Manaul switching operation</li><li>Time function,on/of delay</li><li>Status check and response</li><li>Inversion of the output</li><li>Threshold function setup</li></ul>
	<b>Dimming Actuator 1/2/4-Folds</b>  KA/D0103.1 KA/D0203.1 KA/D0403.1	DIN rail 90 × 72 × 60mm	<ul style="list-style-type: none"><li>Switching</li><li>Status report &amp; error report</li><li>Control of the intensity value of the lamp</li><li>Preset &amp; preset preserve function</li><li>Relative dimming</li><li>BUS reset function</li><li>Staircase lighting</li><li>Up to 15 scenes preset</li></ul>
		DIN rail 90 × 143 × 60mm	
		DIN rail 90 × 215 × 60mm	
	<b>1-10V Dimming Actuator</b> ADTV 04/16.1	DIN rail 90 × 143 × 60mm	<ul style="list-style-type: none"><li>Switching, relative/absolute dimming</li><li>1-10V and 0-10V dimming signal</li><li>Scene function, staircase lighting etc.</li></ul>
 	<b>LED Dimming Actuator 4-Folds,350/700mA</b> KA/D 04.L1.1	DIN rail 90 × 72 × 64mm	<ul style="list-style-type: none"><li>Switching</li><li>Relative/Absolute dimming</li><li>Status report</li><li>Scene Function</li><li>Staircase Lighting</li><li>Preset Function</li></ul>
	<b>LED Dimming Actuator 4-Folds, 4A</b> ADLD-04/03.1	DIN rail 90 × 72 × 64.2mm	
	<b>Shutter Actuator 4-Folds</b> AWBS-04/00.1	DIN rail 90 × 72 × 64mm	<ul style="list-style-type: none"><li>4 folds, max. 6A/fold</li><li>Status display of the current position</li><li>Wind, rain and frost protection mode</li></ul>
	<b>Fan Coil Actuator</b> AFVF-01/220.1	DIN rail 90 × 72 × 64mm	<ul style="list-style-type: none"><li>Support 2/4 pipes valve, max.1A</li><li>Support external temperature sensor</li><li>Adjustable wind speed on 3 degrees with max.</li><li>Current: 6A</li><li>Temperature control algorithm</li></ul>
	<b>Universal Interface 4-Fold</b> KI/U0401.1	86*86mm or 46 × 46 × 12mm 60*60mm box	<ul style="list-style-type: none"><li>LED control</li><li>Switching function</li><li>Scene control</li><li>Counting function</li><li>Force / Value output</li><li>Switching and dimming</li><li>Shutters / Blinds control</li><li>Multiple operation function</li><li>Switching sequence function</li></ul>

Product List


Picture	Name/Model	Installation/ Dimension	Function
	<b>Binary Input, 4-Folds</b> CTBI-04/00.1	DIN rail 90 × 36 × 64mm	<ul style="list-style-type: none"><li>Input voltage: 0-265V AC/DC</li><li>Switching and dimming function</li><li>Shutters / Blinds Control</li><li>Scene control</li></ul>
	<b>KNX/RS232 Converter</b> BTCC-02/232.2	DIN rail 90 × 36 × 64mm	<ul style="list-style-type: none"><li>Support up to 64 serial port control commands, with length up to 64 bytes</li><li>Each serial port can be triggered via 1bit or 1byte communication object</li><li>Two serial ports with three wires-standard triple-line serial port</li><li>Support definition of serial port communication protocol</li></ul>
	<b>KNX/RS485 Converter Uni/Bi-directional</b> BTPT-02/485.1 BTPT-01/485.1	DIN rail 90 × 36 × 64mm	<ul style="list-style-type: none"><li>Support predefined serial port communication capacity</li><li>Support target value of arbitrary length writing function</li><li>Support up to 256 messages convert from RS485 to KNX/EIB</li></ul>
			<ul style="list-style-type: none"><li>Open RS485 protocol communicaiton interface</li><li>Transparent transfer of message</li><li>Support preset serial communication protocol</li></ul>
	<b>DALI Gateway</b> BTDG-01/00.1 BTDG-01/00.2	DIN rail 90 × 72 × 64mm	<ul style="list-style-type: none"><li>Support individual control up to 64 DALI subordinate modules, including switch, relative and absolute dimming function</li><li>Support individual control up to 32 DALI subordinate modules, dividable up to 16 groups, including group switch, relative and absolute dimming function</li><li>Working status feedback and brightness value feedback from up to 16 group devices</li><li>Support up to 16 scenes and broadcasts control</li></ul>
	<b>Brightness &amp; Motion Sensor</b> CSBP-02/00.1	Ceiling-Mounted 91 × 74 × 76mm	<ul style="list-style-type: none"><li>Threshold function</li><li>Illumination detection range: 1~65535lux</li><li>Movement detection range: high sensitivity (4m~5m) low sensitivity (5m~7m)</li><li>Master-Slave networking</li><li>Logic function</li></ul>
	<b>IR Transmitter 4-Folds, Ceiling-Mounted</b> BTIS-01/00.1	Ceiling-Mounted 91X82X76mm	<ul style="list-style-type: none"><li>360° full direction transmitting</li></ul>
	<b>IR Transmitter 4-Folds</b> BTIS-04/00.1	Concealed installation 46 × 46 × 12mm	<ul style="list-style-type: none"><li>4 emitting channels, learning/storing up to 64 different IR codes in each channel</li><li>Each channel can link up to 16 group addresses</li><li>Support multi-sending and delayed-sending</li></ul>
	<b>IR Learner</b> BTIL-01/00.2	18 × 20 × 77mm	<ul style="list-style-type: none"><li>Capability of learning over 95% remote control units in the market</li><li>Universal USB port to guarantee communication with PC Logic function</li></ul>
	<b>Air Quality Sensor</b> CSAQ-00/00.1	86 × 86 × 34mm	<ul style="list-style-type: none"><li>PM 2.5 pollution partical detection &amp; display</li><li>Air Quality Index (AQI) detection &amp; display</li><li>VOC, temperature, humidity detection &amp; display</li><li>Logic control function</li></ul>

Product List

Picture	Name/Model	Installation/ Dimension	Function
	<b>6-Button Touch Switch</b> CHTB-06/01.2	86*86mm Box 60*60mm Box	<ul style="list-style-type: none"><li>Switching, dimming</li><li>Shutter control</li><li>Fixed value sent</li><li>Scene function</li></ul>
	<b>Intelligent Push Button, 1/2/3/4-gang</b> CHKP-01/01.1.00 CHKP-02/01.1.00 CHKP-03/01.1.00	86*86mm Box	<ul style="list-style-type: none"><li>Programmable RGB LED</li><li>Simple switching</li><li>Relative / absolute dimming</li><li>Shutter &amp; Blind control function</li><li>Scene control function</li><li>Temperature control function</li></ul>
<i>NEW!</i> 	<b>Push Button Sensor, 1/2/3/4-gang</b> CHPLE-02/02.x.00 CHPLE-04/02.x.00 CHPLE-06/02.x.00 CHPLE-08/02.x.00	86*86mm Box 60*60mm Box	<ul style="list-style-type: none"><li>EU standard 55mm size, fully compatible with Gira, Jung, Berker, MDT etc.</li><li>Built-in temperature sensor</li><li>Switching, dimming, shutter control, scenario control etc.</li><li>RGB led status display,brightness adjustment</li><li>Highly customizable template for functional marking in central part</li></ul>
	<b>Thermostatic Panel</b> CHTC-86/01.1.22	86*86mm Box 60*60mm Box	<ul style="list-style-type: none"><li>Capacitive touch screen with high-contrast display;</li><li>Built-in temperature &amp; humidity sensors;</li><li>1 fold external thermistor sensor input;</li><li>3 fold universal interface input.</li></ul>
	<b>3.5 " Touch Panel (Slim)</b> CHTF-35/01.2	86*86mm Box	<ul style="list-style-type: none"><li>Icon/Background customization</li><li>Switching, dimming, curtain control, scene control, background music etc</li><li>Firmware updated via SD card without reboot</li></ul>
 	<b>5 " Touch Panel</b> CHTF-05/01.3 (Slim) CHTF-05/01.1 (Classic)	86*86mm Box 60*60mm Box	<ul style="list-style-type: none"><li>Capacitive touch with sliding pages</li><li>Firmware updated via SD card offline</li><li>Max. 18 icons on 2 secondary pages, all customizable</li><li>Switching, dimming, curtain control, scene control, temp, timing, HVAC control, etc</li></ul>
	<b>5 " Touch Panel</b> CHTF-05/01.2 (Flush-Mounted)	Tailored Inst. Box 102×157×34.3mm	<ul style="list-style-type: none"><li>Capacitive touch screen, TFT high-contrast display</li><li>RGB LED Dimming, Logic, background music control.</li><li>Temperature control, build-in PI algorithm;</li><li>Indoor and outdoor temperature display;</li><li>Real-time clock, week display;</li></ul>
<i>NEW!</i> 	<b>easyControl for Phone/Tablet</b> CG0601303	DIN rail 108*90*64mm	<ul style="list-style-type: none"><li>Max. 5 channels for data conversion between KNX and RS485/232</li><li>Built-in Apache server and SQL database</li><li>Login via web browser, online programming</li><li>App available for remote control via cloud service</li></ul>

Product Series

Video Door Phone System  
P.013 - P.019





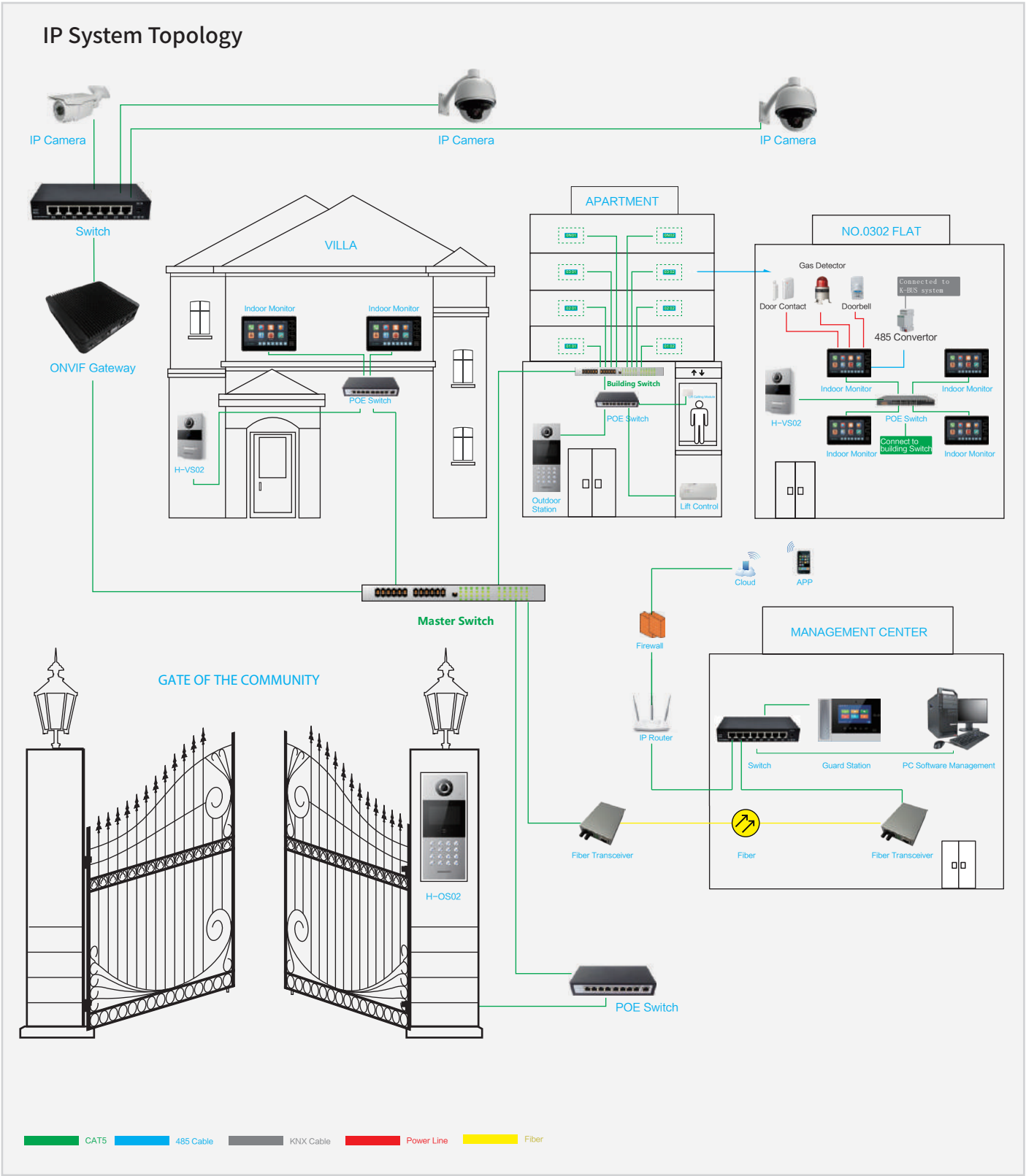
IP System Briefing



FAQ: Where to use?  
Answer: office building, high-rise residential apartment, tower residential building and villa etc.

H Series video door phone system

Is a full digital video door phone solution based on TCP/IP protocol. It supports digital video intercom, information broadcast, multi-channel calling, room-to-room intercom, alarm, home automation etc. The solution provides clear and fluent video intercom service and security alarm, which enhances the community security and safety. Based on different demands,the system can be set to support various functions. Support to 24V PoE power supply also makes the system more economic and easy-to-use.



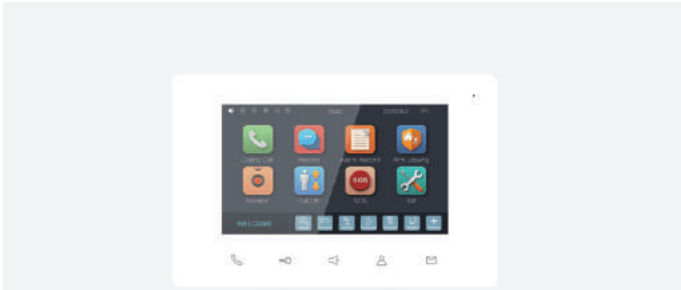




H-IS06-G

10.1 Inch Indoor Monitor

- 10.1inch glass touch screen design
- 24V PoE Power Supply
- Automatic photo recording of visitors
- Support intercommunication function
- Call divert to smart phone
- Easy GUI customization



White H-IS11-W



Silver H-IS11-S




Black H-IS07-B

4.3 Inch Indoor Monitor

- Working voltage: DC 24V (support POE)
- Protocol: Standard TCP/IP
- 4.3inch TFT with advanced GUI
- Automatic photo capture
- Support intercommunication function
- Sensitive touch button control

7 Inch Indoor Monitor

- Working voltage: DC 24V (support POE)
- 7 inch capacitive touch with advanced GUI
- Automatic photo recording of visitors
- Support intercommunication function
- Alarm settings with 8 defense zones
- Support connecting upto 255 CCTV cameras
- Support emergency SOS calling to guard stations
- Support text and photo receiving
- Support KNX home automation connection
- Support customized Gui design



H-OS01 H-OS02

4.3 Inch Gate Outdoor Station

- Aluminum housing
- Display: 4.3inch TFT with advanced GUI
- Working voltage: DC 24V (support POE)
- Card Supported: IC/ID card
- Support intercommunication function
- Name list Management
- Wi-Fi Connection
- IPX5 waterproof



Guard Station

7 Inch Guard Station (management)

- Support connecting up to 255 CCTV cameras
- Card management function
- Alarm and SOS alert
- Support ONE-KEY release( to open all doors)



H-VS02

Mini Outdoor Station

- Aluminum housing
- Working voltage: DC 24V (support POE)
- Card Supported: IC card
- Support intercommunication function
- Support tamper alarm
- IPX4 waterproof



PC Software

PC Software

- System configuration and management
- Residents information and card management
- Text and photo broadcast
- Database management



IP Camera Gateway

IP Camera Gateway

- Support ONVIF IP camera
- Support 5 users' surveillance at the same time



H-LC02

Lift Control Module


- Working Voltage: DC 24V (support PoE)
- RS485 protocol output



H-LC01

Lift Calling Module

- Working Voltage: DC 24V (support PoE)
- Video calling to Guard unit

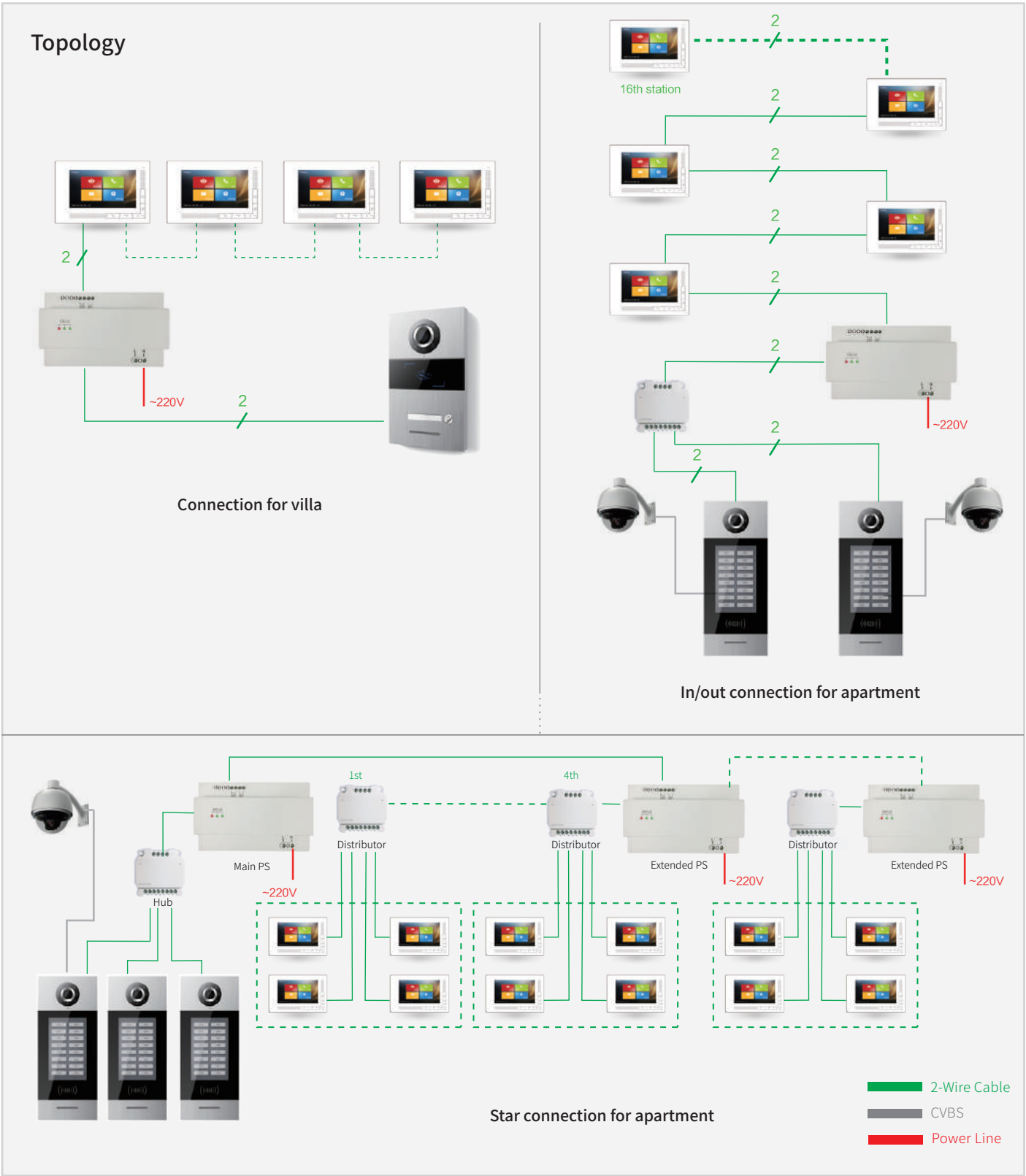


APP

APP

- Support video intercom and unlock
- Support screenshot and video record
- Support connect with cloud server

Two-wire Video Door Phone



Two-wire Video Door Phone



T Series video door phone system

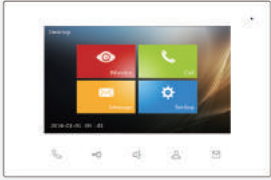
Is developed based on 2-wire analog video door phone solution. It supports video intercom, intercom between residences, access control etc. All devices in the system are connected by non-polarity 2-wire cable. The system applies in office building, mluti-story residential building, apartment and villa.

System Capacity

- Max 64 indoor monitor
- Max 4 outdoor station
- Max 3 touch outdoor station
- Max 200 meters from outdoor station to the last monitor



T-IS03-W



T-IS01-W

7inch Indoor Monitor

- 7inch glass touch screen design
- Video call, monitor and unlock
- Max.4 indoor monitors in 1 apartment
- TF card extended(2-32G, class 10 preferred)
- Support screenshot and video record
- Support intercommunication



T-IS04



T-IS04

4.3inch Indoor Monitor

- 4.3inch touch key design
- Video intercommunication, monitor and unlock
- Room number configured by software



## Two-wire Video Door Phone



T-OS2

### 7inch Touch Outdoor Station

- Support 2-wire centralized power supply(or independent power supply )
- 7inch capacitive touch screen design
- Support CCTV surveillance by built-in interface
- Easy GUI customization
- Name lable revise through 2-wire bus
- IC Card reader



T-OS01   T-OS03   T-OS04

### Outdoor Station (Aluminium faceplate/button )

- IC card reader
- Support unlock button interface
- Support white led light supplement
- IPX4 waterproof



T-PS01



T-PS02

### Power Supply

- Working voltage:AC100V~240V
- Output voltage:DC30V
- Support system power management
- 16 indoor monitors maximum

### Extended Power Supply

- Working voltage:AC100V~240V
- Output voltage:DC30V
- Support signal amplification
- 16 indoor monitors maximum



T-VD

### Distributor

- 2-wire centralized power supply
- 4 indoor monitors maximum



T-OD

### Hub

- 2-wire centralized power supply
- 4 outdoor stations input maximum

# Featured Project

Classic GVS project worldwide  
P. 021 - P. 022



Featured Project

Digital Broadcast Hall of the Imperial Palace Museum Beijing, China

By using K-BUS solution, the old Imperial Palace Museum has come to life again after so many years quietness, with an integrated solution including lighting, shutter, background music, security, the museum and the meeting hall has realized the modern functions and automation easily.



Guangzhou Metro System Guangzhou, China

GVS has won the KNX automation part in the latest THREE Guangzhou new lines , line #13, #14, #21 with 40 stations. The whole project will be finished within December 2018(Line #13 has been finished at the end of 2017). Once the whole project is finished, it will become the largest KNX automation system in the category of metro system worldwide.



Hangzhou International Airport Hangzhou, China



CCB He'nan Headquarter Branch Zhengzhou, China



Yun Shan Shi Yi Community Guangzhou, China

Featured Project

Résidence Marcel Marlier Tournai, Belgium



Falkensteiner Schlosshotel Velden Austria



Fairmont Abu Dhabi Hotel Abu Dhabi, UAE



Seri Pilmoor 110 Villas Kuala Lumpur, Malaysia



KL Eco City Kuala Lumpur, Malaysia

As special business & residential complex, the KL Eco City in Malaysia has planned quite environmentally friendly systems, among which KNX is one of the most important. Over a thousand and half pcs of K-BUS devices have contributed to the automation of the building, helping the project win the first GBI Gold Medal in Malaysia.

White Box Villa Tehran, Iran

The villa is located in Iran's first peak Damawand, the Spirit Dynamic Hollow building blocks private luxury villas and visual sound intelligent lights The omni-directional combination of light, scene and HVAC control system makes the The project won the 2016 annual American Design Award.

