

# Product data sheet

Specifications



## Discrete output module, Modicon X80, 8 NO relay outputs, 24 to 240V AC / 24V DC

BMXDRA0805

⚠ Discontinued on: 30 June 2022

⚠ To be end-of-service on: 30 June 2030

⚠ Discontinued - Service only

### Main

Range of product	Modicon X80
Product or component type	Discrete output module
Discrete output number	8 conforming to EN/IEC 61131-2
Discrete output type	Relay
Discrete output voltage	24...240 V 19...264 V AC 12...24 V 10...34 V DC

### Complementary

[I <sub>th</sub> ] conventional free air thermal current	3 A
Insulation resistance	> 10 MOhm 500 V DC
Power dissipation in W	2.7 W
Response time on output	< 10 ms activation < 8 ms deactivation
Typical current consumption	79 mA at 3.3 V DC
MTBF reliability	2119902 H
Output overload protection	Use 1 fast blow fuse per channel or group of channel
Output overvoltage protection	Use discharge diode on each output DC Use RC circuit on each output AC Use ZNO surge limiter on each output AC
Output short-circuit protection	Use 1 fast blow fuse per channel or group of channel
Minimum switching current	10 mA 5 V DC
Electrical durability	AC-15: 100000 cycles at 220 VA 200...240 V (load factor 0.35) AC-12: 1000000 cycles at 110 VA 110...120 V AC-12: 1000000 cycles at 220 VA 200...240 V AC-12: 1000000 cycles at 50 VA 48 V AC-15: 1000000 cycles at 110 VA 200...240 V (load factor 0.35) DC-12: 1000000 cycles at 24 W 24 V DC-13: 1000000 cycles at 24 W 24 V AC-15: 10000000 cycles at 10 VA 110...120 V (load factor 0.35) AC-15: 10000000 cycles at 10 VA 200...240 V (load factor 0.35) AC-15: 150000 cycles at 110 VA 110...120 V (load factor 0.35) AC-15: 1500000 cycles at 50 VA 110...120 V (load factor 0.35) AC-15: 2000000 cycles at 24 VA 48 V (load factor 0.35) DC-13: 2000000 cycles at 10 W 24 V DC-12: 300000 cycles at 40 W 24 V AC-15: 3000000 cycles at 50 VA 200...240 V (load factor 0.35) AC-12: 500000 cycles at 110 VA 48 V AC-12: 500000 cycles at 220 VA 110...120 V AC-15: 5000000 cycles at 10 VA 48 V (load factor 0.35) AC-15: 500000 cycles at 24 VA 24 V (load factor 0.35)

Status LED	1 LED (green) module operating (RUN) 1 LED per channel (green) channel diagnostic 1 LED (red) module error (ERR) 1 LED (red) module I/O
------------	--

Net weight	0.145 kg
------------	----------

Environment

IP degree of protection	IP20
Directives	2014/35/EU - low voltage directive 2014/30/EU - electromagnetic compatibility
Environmental characteristic	Corrosion resistance Dust resistant
Dielectric strength	2000 V AC at 50/60 Hz 1 min
Vibration resistance	3 gn
Shock resistance	30 gn
Ambient air temperature for storage	-40...85 °C
Ambient air temperature for operation	0...60 °C
Relative humidity	5...95 % at 55 °C without condensation
Operating altitude	0...2000 m 2000...5000 m with derating factor

Packing Units

Unit Type of Package 1	PCE
Number of Units in Package 1	1
Package 1 Height	5.5 cm
Package 1 Width	11.0 cm
Package 1 Length	12.0 cm
Package 1 Weight	177.0 g
Unit Type of Package 2	S02
Number of Units in Package 2	15
Package 2 Height	15.0 cm
Package 2 Width	30.0 cm
Package 2 Length	40.0 cm
Package 2 Weight	2.911 kg

Offer Sustainability

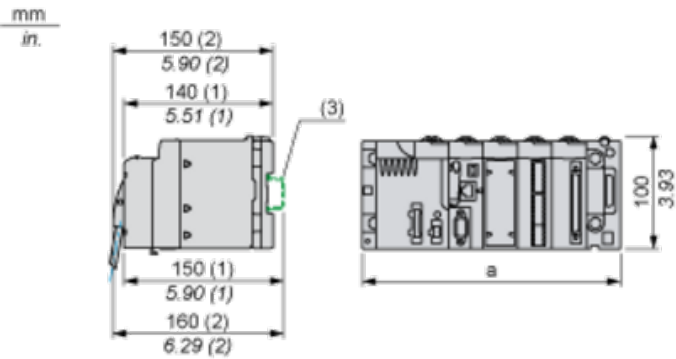
REACH free of SVHC	Yes
EU RoHS Directive	Pro-active compliance (Product out of EU RoHS legal scope) <a href="#">EU RoHS Declaration</a>
Mercury free	Yes
China RoHS Regulation	<a href="#">China RoHS declaration</a>
RoHS exemption information	<a href="#">Yes</a>
WEEE	The product must be disposed on European Union markets following specific waste collection and never end up in rubbish bins
California proposition 65	WARNING: This product can expose you to chemicals including: Lead and lead compounds, which is known to the State of California to cause cancer and birth defects or other reproductive harm. For more information go to <a href="http://www.P65Warnings.ca.gov">www.P65Warnings.ca.gov</a>

Contractual warranty

Warranty	18 months
----------	-----------

Modules Mounted on Racks

Dimensions

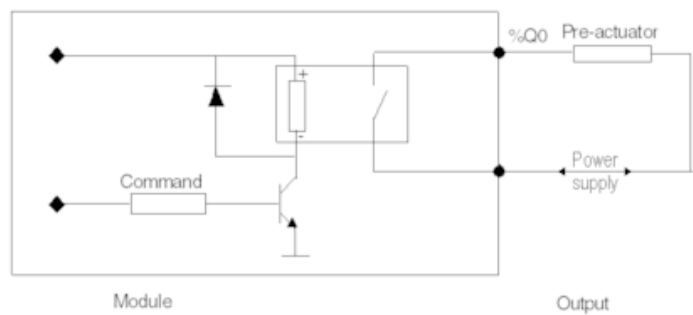


- (1) With removable terminal block (cage, screw or spring).
- (2) With FCN connector.
- (3) On AM1 ED rail: 35 mm wide, 15 mm deep. Only possible with BMXXBP0400/0400H/0600/0600H/0800/0800H rack.

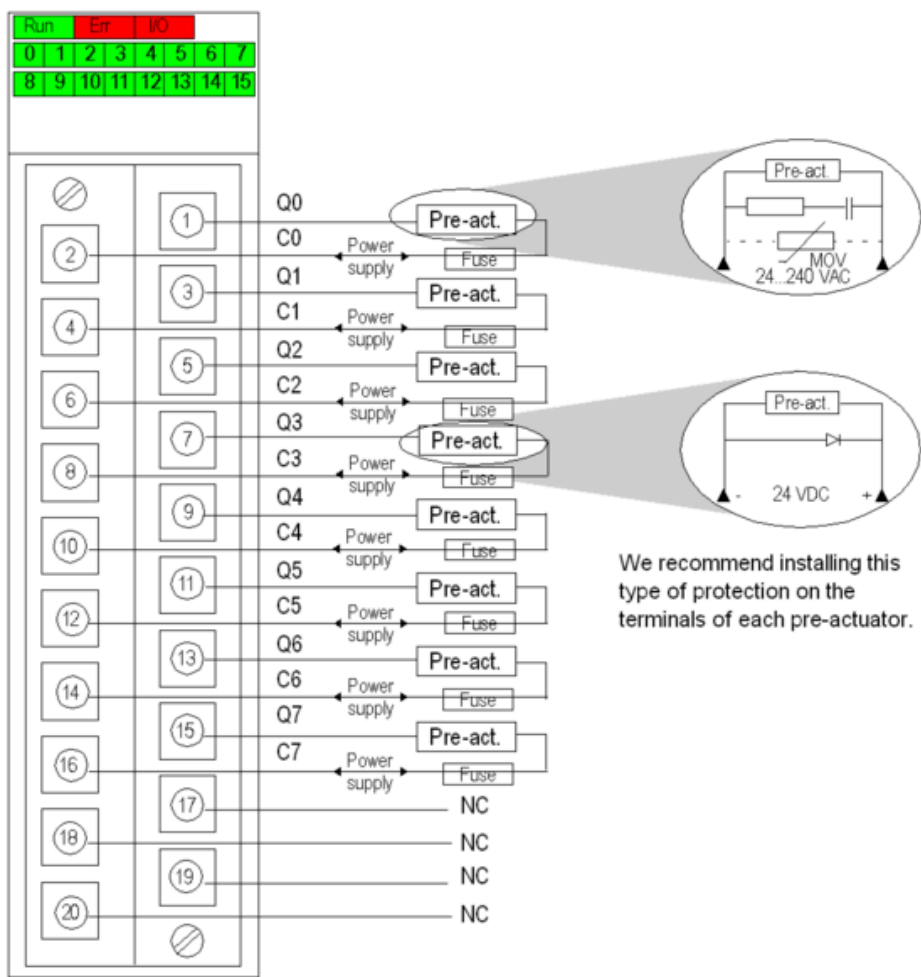
Rack references	a in mm	a in in.
BMXXBP0400 and BMXXBP0400H	242.4	09.54
BMXXBP0600 and BMXXBP0600H	307.6	12.11
BMXXBP0800 and BMXXBP0800H	372.8	14.68
BMXXBP1200 and BMXXBP1200H	503.2	19.81

Connecting the Module

Output Circuit Diagram



Module Connection



power supply 24 VDC or 24...240 VAC  
fuse 1 fast blow fuse of 3 A for each relay  
NC not connected

Recommended replacement(s)

BMXDRA0805 is replaced by:

1x



Discrete output module, Modicon X80, 8 NO relay outputs, 24 to 240V AC / 24 to 125V DC  
BMXDRA0815