

Product data sheet

Specifications



power supply module X80 - 125 V DC - for extended temperature

BMXCPS3540T

Main

Range of product	Modicon X80
Product or component type	Power supply module
Backplane compatibility	Not compatible with BMEXBP..02
Product specific application	Extended temperature
Primary voltage	125 V
Supply circuit type	DC
Secondary power	15 W 3.3 V DC I/O module logic power supply 31.2 W 24 V DC I/O module power supply and processor

Complementary

Primary voltage limit	100...150 V
Input current	350 mA 125 V
Inrush current	30 A 125 V
I²t on activation	2 A².s 125 V
It on activation	0.05 A.s 125 V
MTBF reliability	4400000 H
Protection type	Internal fuse not accessible for primary circuit Overload protection for secondary circuit, 24 V sensor power supply Overvoltage protection for secondary circuit, 24 V sensor power supply Short-circuit protection for secondary circuit, 24 V sensor power supply
Current at secondary voltage	1.3 A 24 V DC I/O module power supply and processor 4.5 A 3.3 V DC I/O module logic power supply
Maximum power dissipation in W	8.5 W
Status LED	1 LED (green) rack voltage OK 1 LED (green) sensor voltage
Control type	RESET push-button cold restart
Electrical connection	1 connector 2 pin(s)alarm relay 1 connector 5 pin(s)line supply, protective earth, 24 V DC input sensor
Insulation resistance	>= 100 MOhm primary/ground >= 100 MOhm primary/secondary
Net weight	0.36 kg

Environment

Immunity to microbreaks	1 ms
Dielectric strength	2000 V primary/secondary I/O module logic power supply 500 V 24 V sensor output/ground
Vibration resistance	3 gn
Shock resistance	30 gn
IP degree of protection	IP20
Directives	2014/35/EU - low voltage directive 2014/30/EU - electromagnetic compatibility
Environmental characteristic	Gas resistant class Gx Gas resistant class 3C4 Dust resistant class 3S4 Sand resistant class 3S4 Salt resistant level 2 Mold growth resistant class 3B2 Fungal spore resistant class 3B2
Ambient air temperature for storage	-40...85 °C
Ambient air temperature for operation	-25...70 °C
Relative humidity	5...95 % at 55 °C without condensation
Protective treatment	Conformal coating
Operating altitude	0...2000 m 2000...5000 m with derating factor

Packing Units

Unit Type of Package 1	PCE
Number of Units in Package 1	1
Package 1 Height	13.7 cm
Package 1 Width	15.7 cm
Package 1 Length	15.7 cm
Package 1 Weight	480.0 g
Unit Type of Package 2	S04
Number of Units in Package 2	12
Package 2 Height	30.0 cm
Package 2 Width	40.0 cm
Package 2 Length	60.0 cm
Package 2 Weight	6.463 kg
Unit Type of Package 3	PAL
Number of Units in Package 3	48
Package 3 Height	60.0 cm
Package 3 Width	80.0 cm
Package 3 Length	48.0 cm
Package 3 Weight	41.568 kg

Offer Sustainability

Sustainable offer status	Green Premium product
REACH Regulation	REACH Declaration
EU RoHS Directive	Pro-active compliance (Product out of EU RoHS legal scope)

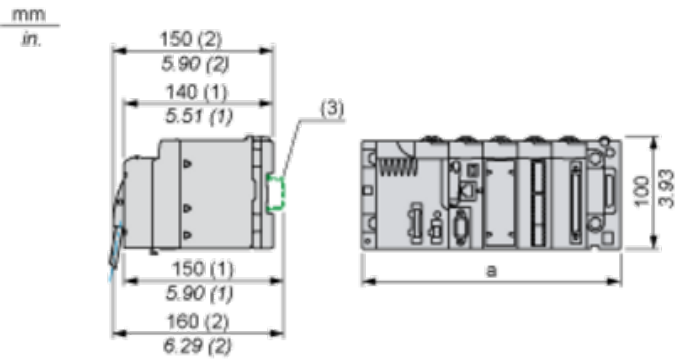
EU RoHS Declaration	
Mercury free	Yes
China RoHS Regulation	China RoHS declaration
RoHS exemption information	Yes
Environmental Disclosure	Product Environmental Profile
Circularity Profile	End of Life Information
WEEE	The product must be disposed on European Union markets following specific waste collection and never end up in rubbish bins
California proposition 65	WARNING: This product can expose you to chemicals including: Lead and lead compounds, which is known to the State of California to cause cancer and birth defects or other reproductive harm. For more information go to www.P65Warnings.ca.gov

Contractual warranty

Warranty	18 months
----------	-----------

Modules Mounted on Racks

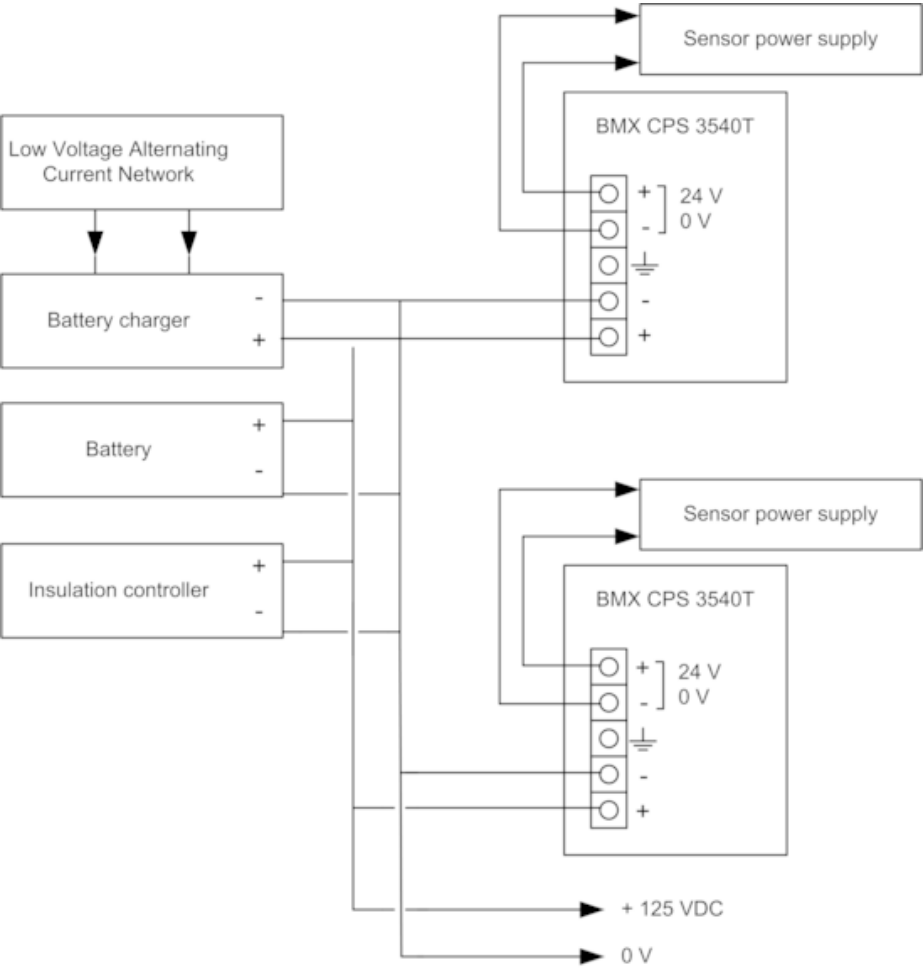
Dimensions



- (1) With removable terminal block (cage, screw or spring).
- (2) With FCN connector.
- (3) On AM1 ED rail: 35 mm wide, 15 mm deep. Only possible with BMXXBP0400/0400H/0600/0600H/0800/0800H rack.

Rack references	a in mm	a in in.
BMXXBP0400 and BMXXBP0400H	242.4	09.54
BMXXBP0600 and BMXXBP0600H	307.6	12.11
BMXXBP0800 and BMXXBP0800H	372.8	14.68
BMXXBP1200 and BMXXBP1200H	503.2	19.81

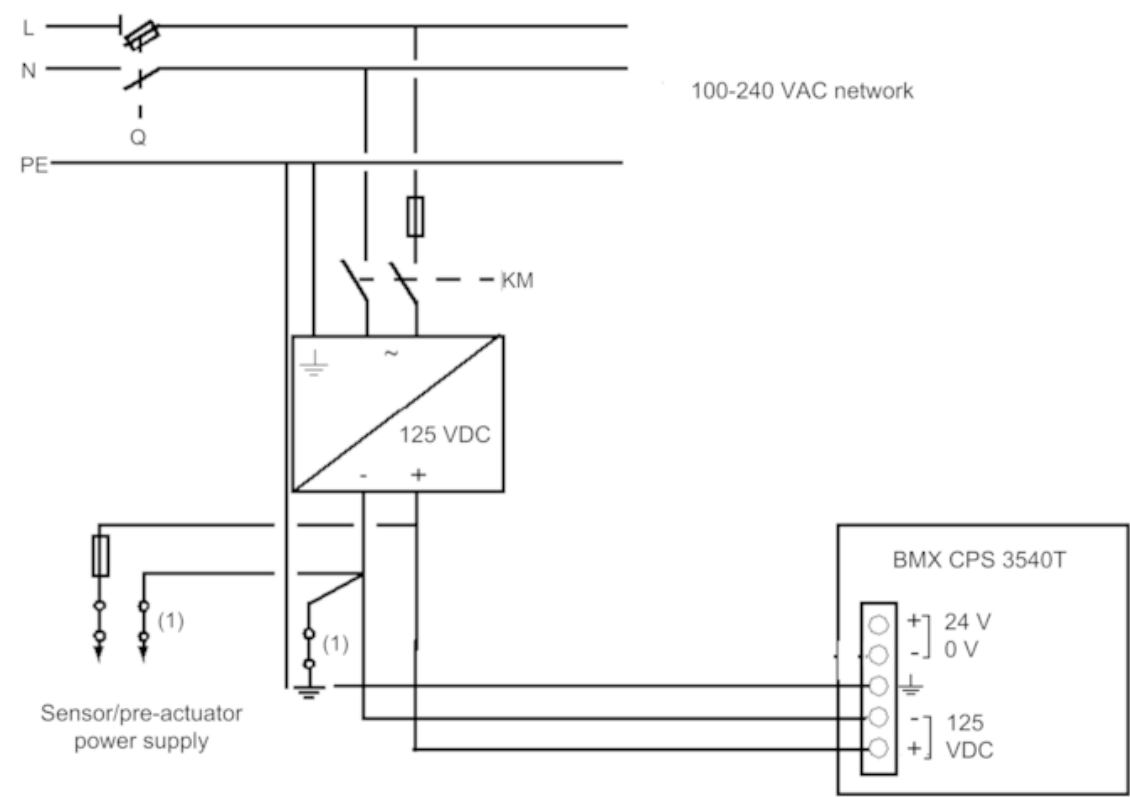
Connection of Direct Current Power Supply Modules to a 125 VDC Floating Direct Current Network



125 VDC floating network for the power supply of sensors, actuators and input/out modules.

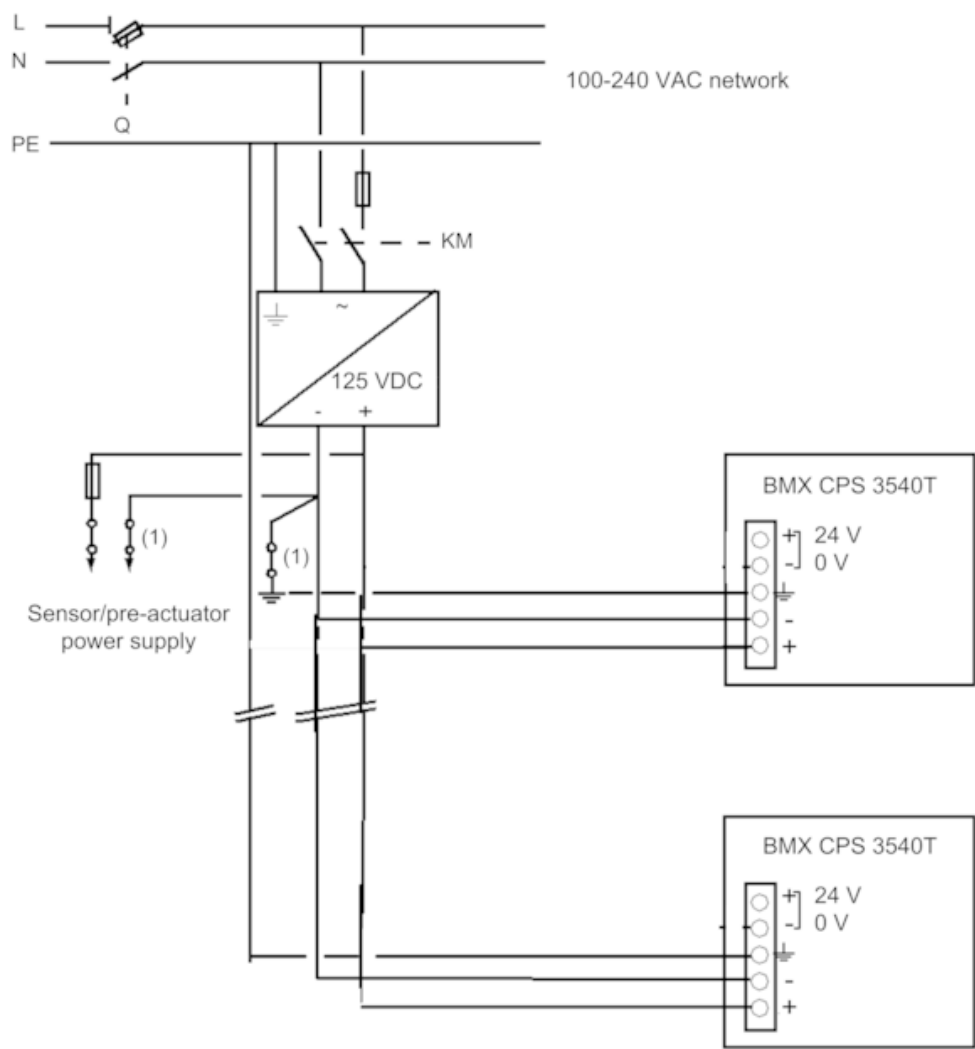
Connection of Direct Current Power Supply Modules to an Alternating Current Network

Connection of a Single Rack PLC Station



- Q General isolator
- KM Line contactor or circuit breaker
- (1) Insulation connector bar for grounding

Connection of a Multi-Rack PLC Station



- Q General isolator
- KM Line contactor or circuit breaker
- 1 Insulation connector bar for grounding

Recommended replacement(s)