

# Product data sheet

Specifications



## power supply module X80 - 100..240 V AC - 20 W

BMXCPS2000

### Main

Range of product	Modicon X80
Product or component type	Power supply module
Backplane compatibility	Not compatible with BMEXBP..02
Primary voltage	100...240 V
Supply circuit type	AC
Secondary power	10.8 W 24 V DC sensor power supply 16.8 W 24 V DC I/O module power supply and processor 8.3 W 3.3 V DC I/O module logic power supply

### Complementary

Primary voltage limit	85...264 V
Network frequency	50/60 Hz
Network frequency limits	47...63 Hz
Apparent power	0.07 kVA
Input current	0.31 A 240 V 0.61 A 115 V
Inrush current	30 A 120 V 60 A 240 V
I²t on activation	12 A².s 240 V
It on activation	0.06 A.s 240 V 0.03 A.s 120 V
MTBF reliability	4638000 H
Protection type	Internal fuse not accessible for primary circuit Overload protection for secondary circuit Overvoltage protection for secondary circuit Short-circuit protection for secondary circuit
Current at secondary voltage	0.45 A 24 V DC sensor power supply 0.7 A 24 V DC I/O module power supply and processor 2.5 A 3.3 V DC I/O module logic power supply
Maximum power dissipation in W	8.5 W
Status LED	1 LED (green) rack voltage OK 1 LED (green) sensor voltage
Control type	RESET push-button cold restart
Electrical connection	1 connector 2 pin(s) alarm relay 1 connector 5 pin(s) line supply, protective earth, 24 V DC input sensor
Insulation resistance	>= 100 MOhm primary/ground

	>= 100 MOhm primary/secondary
Net weight	0.3 kg
<b>Environment</b>	
Immunity to microbreaks	1 ms
Dielectric strength	1500 V primary/secondary I/O module logic power supply 1500 V primary/secondary I/O module power supply and processor 2300 V primary/secondary sensor power supply 1500 V primary/ground 500 V 24 V sensor output/ground
Vibration resistance	3 gn
Shock resistance	30 gn
IP degree of protection	IP20
Directives	2014/35/EU - low voltage directive 2014/30/EU - electromagnetic compatibility
Ambient air temperature for storage	-40...85 °C
Ambient air temperature for operation	0...60 °C
Relative humidity	5...95 % at 55 °C without condensation
Protective treatment	TC
Operating altitude	0...2000 m 2000...5000 m with derating factor

### Packing Units

Unit Type of Package 1	PCE
Number of Units in Package 1	1
Package 1 Height	13.386 cm
Package 1 Width	15.245 cm
Package 1 Length	15.424 cm
Package 1 Weight	438.8 g
Unit Type of Package 2	S04
Number of Units in Package 2	12
Package 2 Height	30 cm
Package 2 Width	40 cm
Package 2 Length	60 cm
Package 2 Weight	6.5 kg
Unit Type of Package 3	P06
Number of Units in Package 3	48
Package 3 Height	75 cm
Package 3 Width	60 cm
Package 3 Length	80 cm
Package 3 Weight	38 kg

### Offer Sustainability

Sustainable offer status	Green Premium product
REACH Regulation	<a href="#">REACH Declaration</a>
EU RoHS Directive	Pro-active compliance (Product out of EU RoHS legal scope) <a href="#">EU RoHS Declaration</a>

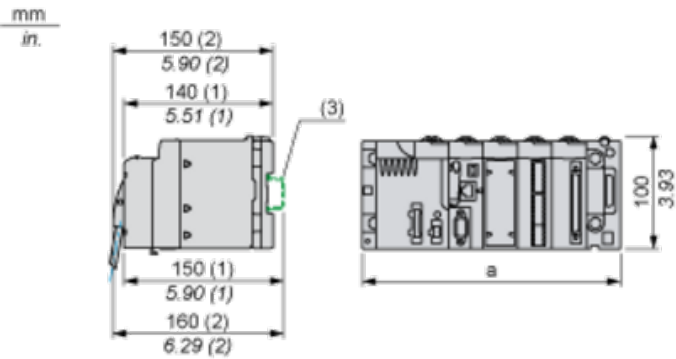
Mercury free	Yes
China RoHS Regulation	<a href="#">China RoHS declaration</a>
RoHS exemption information	Yes
Environmental Disclosure	<a href="#">Product Environmental Profile</a>
Circularity Profile	<a href="#">End of Life Information</a>
WEEE	The product must be disposed on European Union markets following specific waste collection and never end up in rubbish bins
California proposition 65	WARNING: This product can expose you to chemicals including: Lead and lead compounds, which is known to the State of California to cause cancer and birth defects or other reproductive harm. For more information go to <a href="http://www.P65Warnings.ca.gov">www.P65Warnings.ca.gov</a>

Contractual warranty

Warranty	18 months
----------	-----------

Modules Mounted on Racks

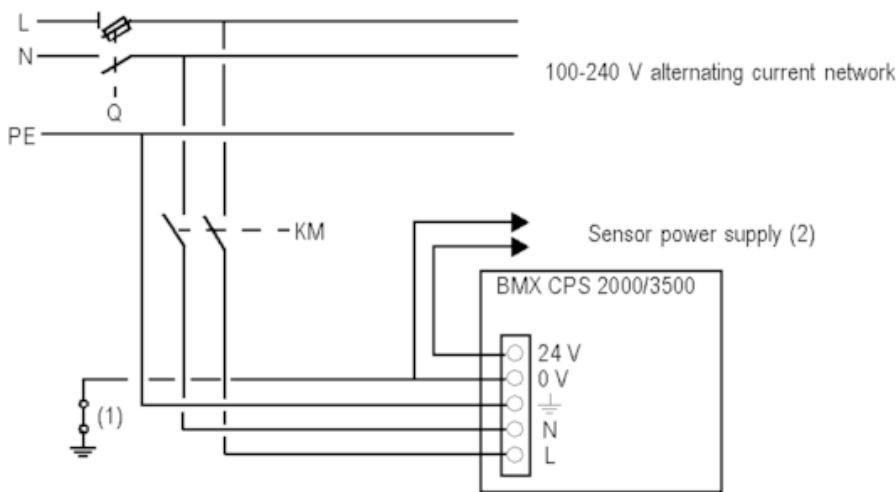
Dimensions



(1) With removable terminal block (cage, screw or spring).		
(2) With FCN connector.		
(3) On AM1 ED rail: 35 mm wide, 15 mm deep. Only possible with BMXXBP0400/0400H/0600/0600H/0800/0800H rack.		
Rack references	a in mm	a in in.
BMXXBP0400 and BMXXBP0400H	242.4	09.54
BMXXBP0600 and BMXXBP0600H	307.6	12.11
BMXXBP0800 and BMXXBP0800H	372.8	14.68
BMXXBP1200 and BMXXBP1200H	503.2	19.81

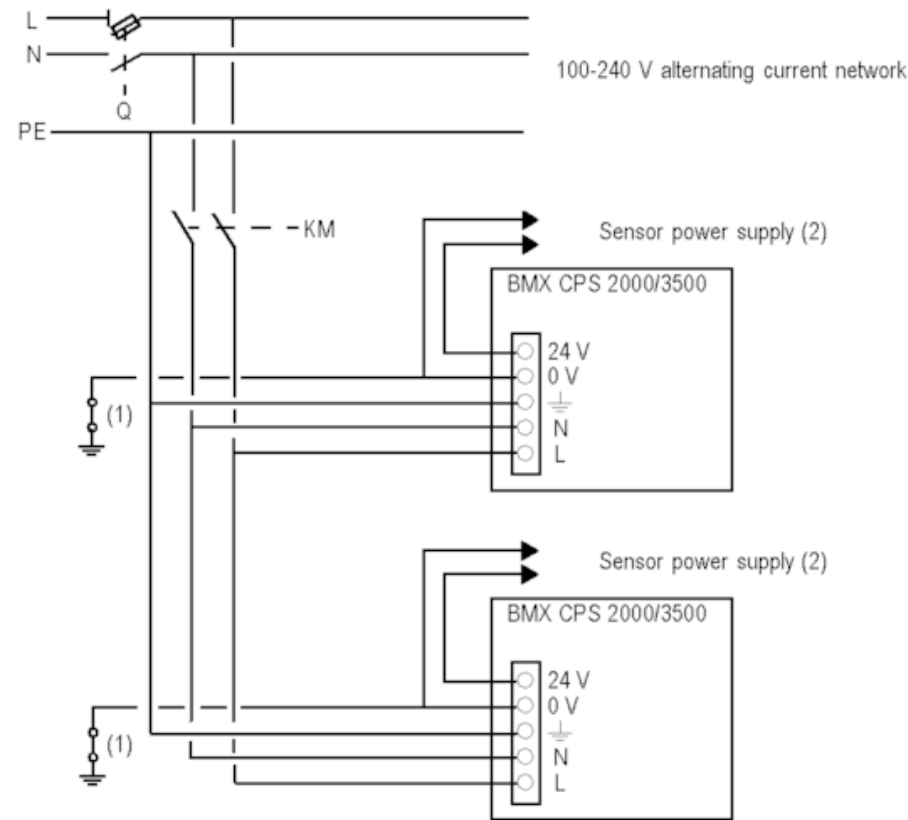
Connection of Alternating Current Power Supply Modules

Connection of a PLC Station Constituted of a Single Rack



- Q** General isolator  
**KM** Line contactor or circuit breaker  
**(1)** Insulation connector bar for locating grounding errors  
**(2)** Available current of 0.45 A for the BMXCPS2000 module or 0.9 A for the BMXCPS3500 module

Connection of a PLC Station Constituted of Several Racks



- Q** General isolator  
**KM** Line contactor or circuit breaker  
**(1)** Insulation connector bar for locating grounding errors  
**(2)** Available current of 0.45 A for the BMXCPS2000 module or 0.9 A for the BMXCPS3500 module

Recommended replacement(s)