

# Smart Building Control Systems by GVS :

KNX/EIB System

Video Door Phone System



## Catalogue



Service & Distributor :

[www.7-mars.com](http://www.7-mars.com) Email : [info@7-mars.com](mailto:info@7-mars.com)

### GVS Since 1999

Established in 1999, GVS GROUP has been devoting itself into R&D of KNX building control system as well as video door phone solution. With its highlighted capability in display (CRT/TFT) development and manufacture, the group has long been in the first rankings of suppliers for both KNX building control system as well as IP/2-Wire Video Door Phone system. As the FIRST native BOARD MEMBER of KNX CHINA and first-ranking VDP supplier, GVS GROUP will continuously contribute to both industries in the coming decades...



### Video Door Phone Pathfinder

Dated back to 1999, GVS started with audio intercom module business, later switched to video intercom module (CRT) then continuously into TFT module; for integrated VDP, GVS started with analog system and later also IP system with perfect integrated with home automation functions. All in all, GVS has never stopped on the way of exploration and innovation.

As a key supplier for display modules, GVS has supported 50% of the video door phone business globally, which makes GVS one of the biggest suppliers in this business line.

### Professional Manufactory

Facility & Equipment: modern factory with SMT, plug-in, assembling, testing lines; QC, electrical safety labs, high-low temperature rooms;

Standard & Certificate: ISO90001, QC080000, RoHS, CE, KNX.

Production Capacity (annually): TFT 3 million pcs, TFT display module 1.5 million pcs, KNX device 10million pcs.



### GVS - A company with history

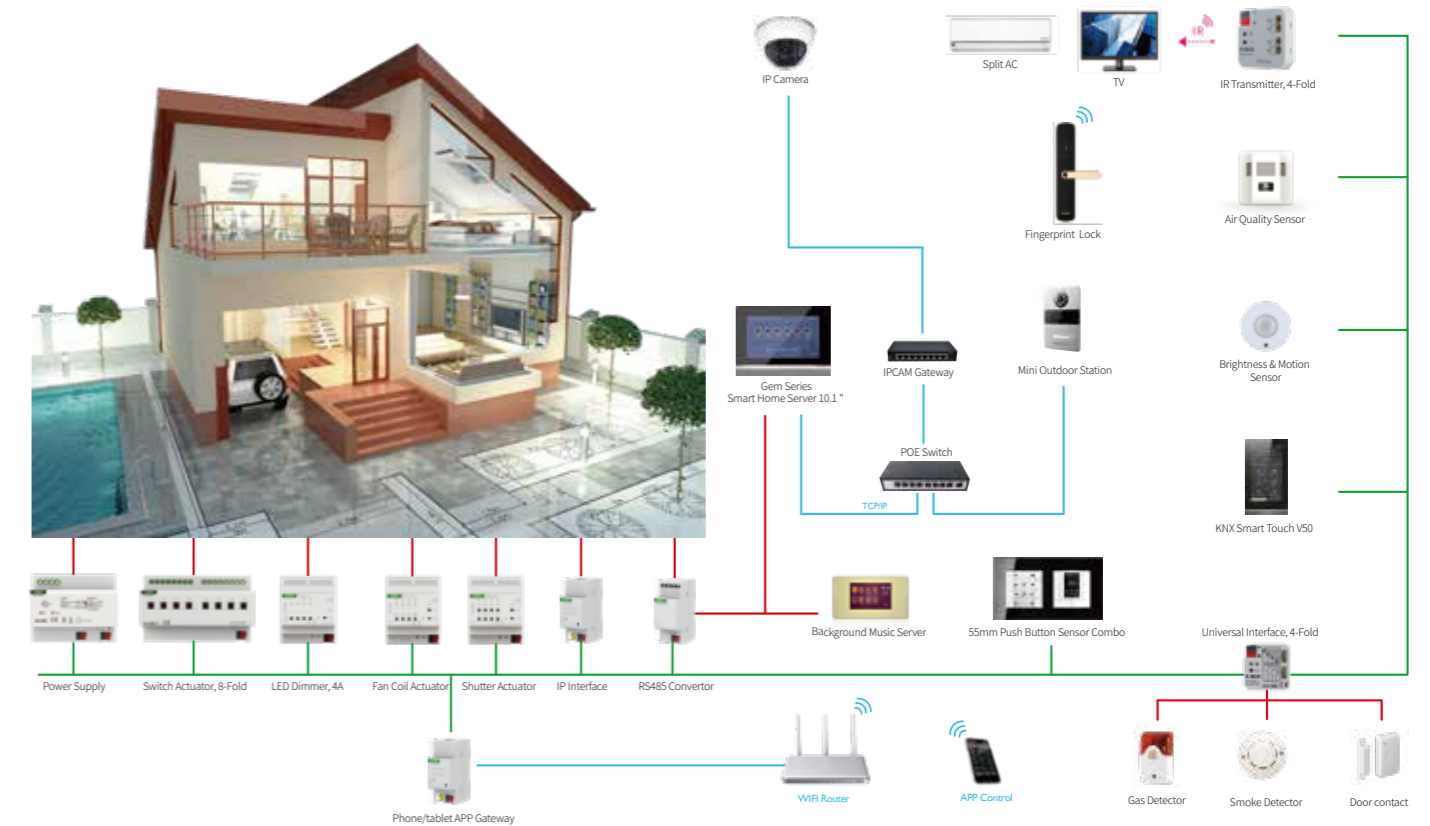
<p><b>In 1999</b></p> <p>GVS was established.</p>	<p><b>In 2008</b></p> <p>GVS became the first Chinese KNX member in China.</p>	<p><b>In 2011</b></p> <p>GVS KNX Training Center established with the first KNX Tutor Course held.</p>	<p><b>In 2013</b></p> <p>Initiator and Chairman of the drafting team for IEEE1888.4 Green Home &amp; Building Automation Control Protocol Standard.</p>	<p><b>In 2015</b></p> <p>GVS became the first native council member of KNX China national Group.</p>	<p><b>In 2017</b></p> <p>GVS successfully became a public company by entering into the New OTC Market.</p>	<p><b>In 2018</b></p> <p>GVS became the first native chairman of KNX CHINA, after a rotation chairman of ABB, Siemens, Schneider, Hager.</p>	<p><b>In 2019</b></p> <p>Smart healthcare business line is set up. Meanwhile in San Francisco, a consumer business unit branding Vine is getting popular in NA market.</p>
---	--	--	---	--	--	--	--

# Product Series

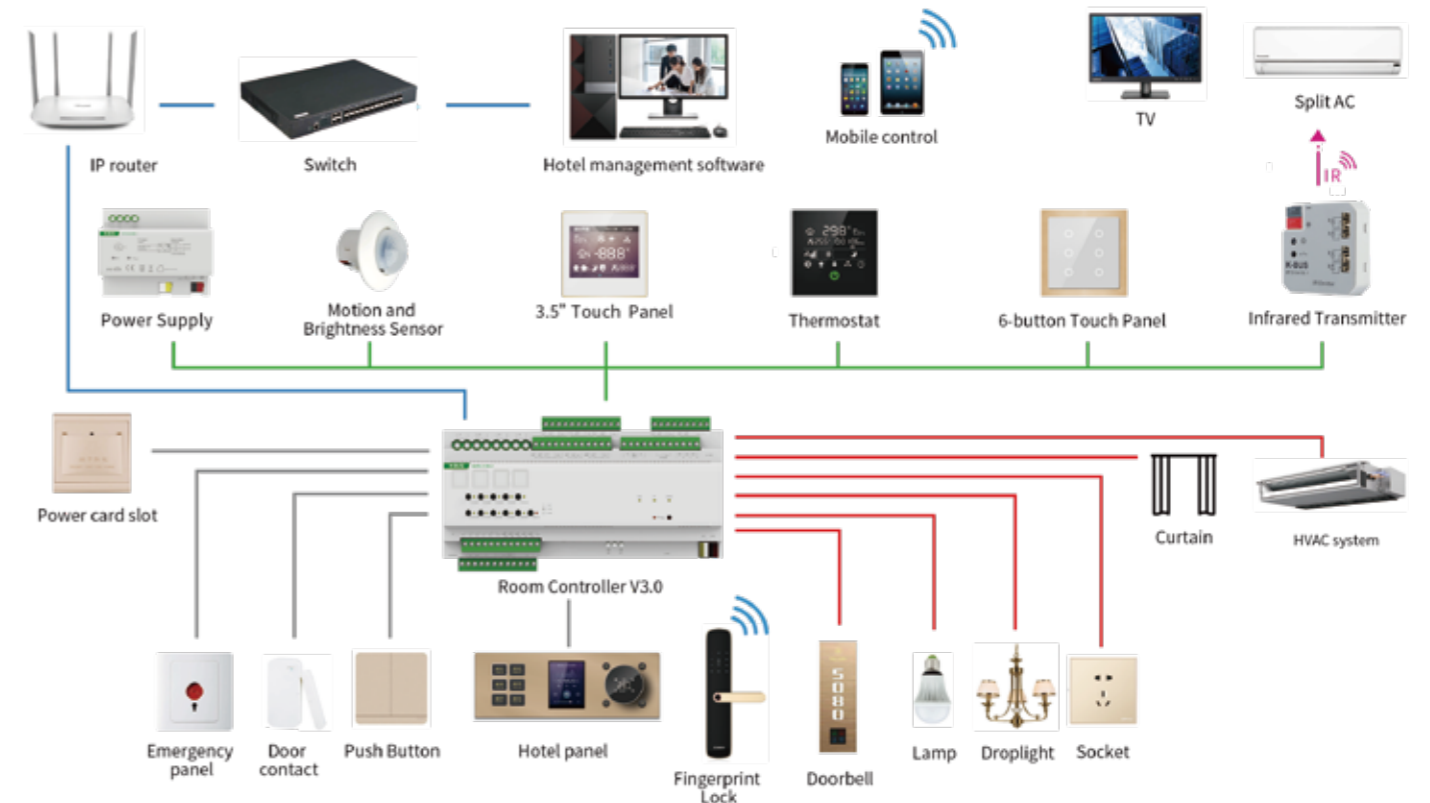
KNX Home and Building Control System  
P. 004 -P. 011


## KNX Home and Building Control System

### KNX Home Automation Solution



### KNX Hotel Automation Solution





**NEW!**

## Push Button Sensor Plus, 1/2/3/4-Gang

1-Gang , CHPLE-02/02.x.00    3-Gang , CHPLE-06/02.x.00  
 2-Gang , CHPLE-04/02.x.00    4-Gang , CHPLE-08/02.x.00  
 (x=1, Shiny Finish; x=2, Matt Finish)

**Function:**

- 100% fits 55mm systems:
  - GIRA Standard 55, E2, E22, Esprit · JUNG Aplus, Acreation, A500, AS500
  - MERTEN 1M, , M-Pure, M-Smart · BERKER B3, B7, S1
- Push Buttons adjustable for 1 or 2 button operation
- Built-in temperature sensor, RGB status LED indication
- Adjustable for button push length, NO or NC contact operation
- Short/long operation for KNX functions of lighting, scene control, shutter etc.
- Centered title block with cover film for customized marking
- Supporting ring included for installation, integrated bus coupling unit
- 3 years' warranty, matt/shiny finish available, white/ashy grey available



**NEW!**

## KNX Multifunctional Thermostat, 55mm

CHTPB-04/00.1.00    CHTPB-04/00.2.00    CHTPB-04/00.2.01

**Function:**

- Support operation lock function
- Support HVAC control, Air conditioning control, Floor heating and ventilation control
- Support push button functions: switch, dimming, curtain, scene, value send function
- Support 4 event group functions and 8 logic functions
- Built-in temperature sensor and 2-fold PT1000 interfaces
- White/ashy grey available



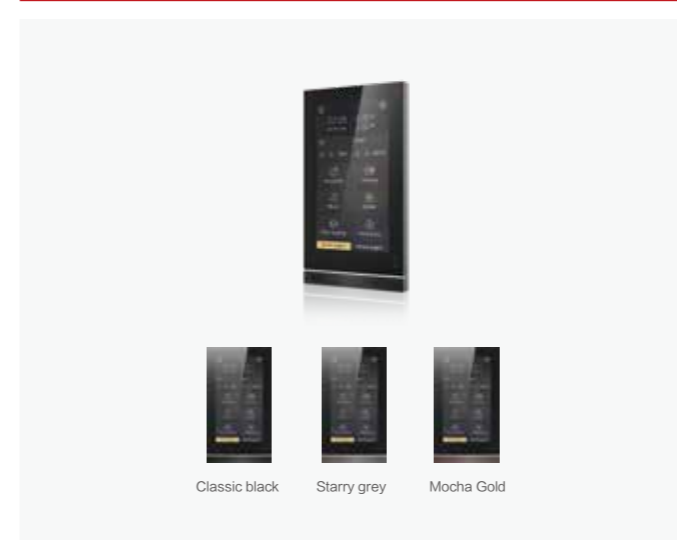
**NEW!**

## Gem Series 10.1" Smart Home Server

A-IS01-G (Starry grey)    A-IS01-P (Aurora red)

**Function:**

- Smart touch panel for both video intercom and KNX
- Aesthetic design and aluminium made faceplate
- 10.1 inch colored IPS touch screen, 1280x800 resolution
- Colored breathing light adjustable for color temp and brightness
- 8 time functions, 4 event group functions and 8 logic functions
- Switching, dimming, curtain control, HVAC and other KNX functions
- Support both wallbox mounting and bracket mounting
- Starry grey and aurora red available



**NEW!**

## KNX Smart Touch V50

CHTF-5.0/15.3.21 (Classic black)    CHTF-5.0/15.3.23 (Starry grey)  
 CHTF-5.0/15.3.24 (Mocha Gold)

**Function:**

- Standard KNX device with database & certificate
- 5" colored capacitive IPS touch screen, resolution 480\*854
- 16 time functions, 8 event group functions, 8 logic functions
- Password protection and customized screensaver
- Support switching, dimming, shutter control, HVAC control and other main KNX functions
- Built-in temperature and humidity sensor
- Three color options: classic black/starry grey/mocha gold
- Supporting ring included for installation, fits 60mm/86mm wallbox



## Plastic Frame 1-fold

Dimension: 80\*80mm

**Function:**

- 100% fits 55mm installation systems.
- White/ashy grey available.

Plastic Frame 2-fold  
 Dimension: 80\*151mm

Plastic Frame 3-fold  
 Dimension: 80\*222mm

Plastic Frame 4-fold  
 Dimension: 80\*293mm



## Glass Frame 1-fold

Dimension: 95\*95mm

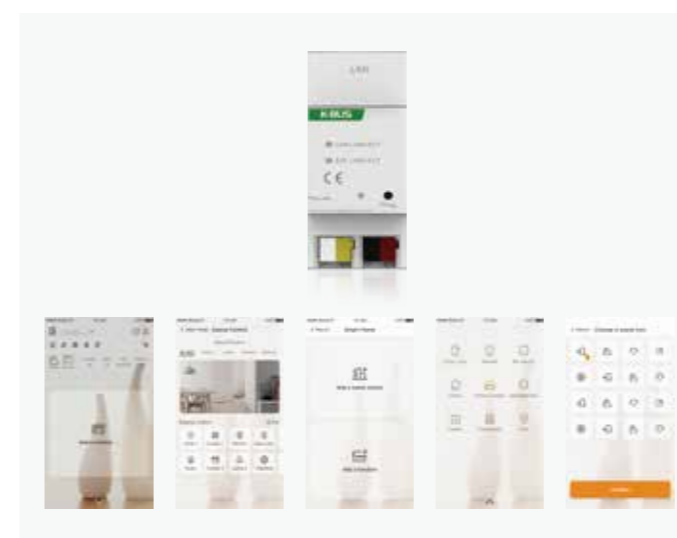
**Function:**

- 100% fits 55mm installation systems.
- White/black glass available.

Glass Frame 2-fold  
 Dimension: 95\*166mm

Glass Frame 3-fold  
 Dimension: 95\*237mm

Glass Frame 4-fold  
 Dimension: 95\*308mm



**NEW!**

## EasyControl APP Gateway

BTMG-01/01.1

**Function:**

- Standard KNX gateway for phone/tablet APP connection
- Support standard Tuya wireless protocol devices
- Support customized scenarios for end users
- Support cloud service with remote control of WIFI/3G/4G/5G



**NEW!**

**KNX Room Controller V3.0**

AMRS-41/05.3

**Function:**

- 5 folds of dry contact/binary inputs
- 5 channels of LED indications
- 21 folds of switch actuator, 4x16A, 21x6A
- 2 folds of shutter actuator
- 3 folds of 0-10V outputs
- 2 folds of triac dimmer
- Fan control of 3-level speed
- 2/4-pipe coil control
- PT1000 temp sensor interface
- KNX/IP tunneling/routing function



Switch



Lighting



Curtain



Air Conditioner

**NEW!**

**Presence Sensor with Constant Lighting**

CSBPC-02/00.1

**Function:**

- 2-level light control for switching
- Constant lighting control for dimming
- Support to be used as single or master/slave detector
- Three functional block for presence, motion and HVAC
- Brightness measurement with an independent light sensor
- Motion and presence detector which can be locked or released



Picture	Name / Mode	Installation / Dimension	Function
<b>NEW!</b> 	<b>Gem Series 10.1 " Smart Home Server</b> A-IS01-G A-IS01-P	290 × 180 × 22mm	<ul style="list-style-type: none"> <li>• Smart touch panel for both video intercom and KNX</li> <li>• 10.1 inch colored IPS touch screen, 1280x800 resolution</li> <li>• Colored breathing light adjustable for color temp and brightness</li> <li>• 8 time functions, 4 event group functions and 8 logic functions</li> <li>• Switching, dimming, curtain control, HVAC and other KNX functions</li> <li>• Support both wallbox mounting and installation ring mounting</li> </ul>
	<b>KNX Smart Touch V10</b> CHTF-10.1/20.1.21 CHTF-10.1/20.1.23 CHTF-10.1/20.1.24	206×305×28mm	<ul style="list-style-type: none"> <li>• 10.1 inch colored IPS touch screen, 1280*800 resolution</li> <li>• Aesthetic design and aluminium made</li> <li>• 8 time functions, 4 event group functions, 8 logic functions</li> <li>• Switching, dimming, curtain control, HVAC and other KNX functions</li> </ul>
<b>NEW!</b> 	<b>KNX Smart Touch V50</b> CHTF-5.0/15.3.21 CHTF-5.0/15.3.23 CHTF-5.0/15.3.24	148x86x12.5mm	<ul style="list-style-type: none"> <li>• Standard KNX device with database &amp; certificate</li> <li>• 5" colored capacitive IPS touch screen, resolution 480*854</li> <li>• 16 time functions, 8 event group functions, 8 logic functions</li> <li>• Password protection and customized screensaver</li> <li>• Support switching, dimming, shutter control, HVAC control and other main KNX functions, built-in temperature and humidity sensor</li> <li>• Supporting ring included for installation, fits 60mm/86mm wallbox</li> </ul>
	<b>KNX Smart Touch V35</b> CHTF-3.5/20.1.21 CHTF-3.5/20.1.22 CHTF-3.5/20.1.24	86x86x32mm	<ul style="list-style-type: none"> <li>• Standard KNX device with database &amp; certificate</li> <li>• 3.5 inch color TFT, 240x320 resolution, capacitive touch screen</li> <li>• 8 time functions, 4 event group functions and 8 logic functions</li> <li>• Switching, dimming, curtain control, HVAC and other KNX functions</li> <li>• Time and date display, password protection, proximity sensor</li> </ul>
	<b>Thermostatic Panel</b> CHTC-86/01.1.21 CHTC-86/01.1.22 CHTC-86/01.1.24	86x86x11.6mm	<ul style="list-style-type: none"> <li>• Capacitive touch screen with high-contrast display</li> <li>• Temperature, humidity setpoint, heating /cooling, fan speed mode and time displays</li> <li>• Built-in temperature and humidity sensor</li> <li>• Support PI control and 2-point control</li> <li>• Temperature and humidity threshold functions, Logical functions, timing functions</li> <li>• Dry contact inputs and NTC temperature sensor</li> </ul>
	<b>Push Button Sensor, 1/2/3/4-gang</b> CHPLE-02/02.x.0y CHPLE-04/02.x.0y CHPLE-06/02.x.0y CHPLE-08/02.x.0y (x = 1,2; y=0,1)	70.8x70.8x18.7mm	<ul style="list-style-type: none"> <li>• Switching and dimming</li> <li>• Shutter control</li> <li>• Value sending</li> <li>• RGB and RGBW dimming</li> <li>• Built-in Temperature sensor</li> <li>• Logic functions</li> <li>• Event Group function</li> <li>• Matte and shiny finish</li> <li>• LED indication, label instruction</li> <li>• White and ashy grey available</li> </ul>
<b>NEW!</b> 	<b>Multifunctional Thermostat, 55mm</b> CHTPB-04/00.1.00 CHTPB-04/00.2.00 CHTPB-04/00.2.01	70.8×70.8×19.3mm	<ul style="list-style-type: none"> <li>• Support operation lock function</li> <li>• Support HVAC control, Air conditioning control, Floor heating and ventilation control</li> <li>• Support push button functions: switch, dimming, curtain, scene, value send function</li> <li>• Support 4 event group functions and 8 logic functions</li> <li>• Built-in temperature sensor and 2-fold PT1000 interfaces</li> </ul>
	<b>6-Buttons Touch panel</b> CHTB-06/01.2.21 CHTB-06/01.2.22 CHTB-06/01.2.24	86x86x8.9mm	<ul style="list-style-type: none"> <li>• Switching and dimming</li> <li>• Control of blinds and shutters</li> <li>• Sending of values, e.g. water line, brightness</li> <li>• Recall and storage scene</li> <li>• Bi-LED indication</li> <li>• Glass touch control</li> </ul>











# Product List

Picture	Name / Mode	Installation / Dimension	Function				
	<b>Switch Actuator, 16A 4/8/12-Fold</b> (Normal) (Current Mnt) KA/R 0416.1 ARCD-04/16.1 KA/R 0816.1 ARCD-08/16.1 KA/R 1216.1 ARCD-12/16.1	DIN rail 90 × 72 × 64mm DIN rail 90 × 144 × 64mm DIN rail 90 × 216 × 64mm	<ul style="list-style-type: none"> <li>Manual switch operation, switch status response</li> <li>Reaction after bus voltage failure and recovery</li> <li>Scene and preset control</li> <li>Logic operation with AND, OR, XOR, gate function</li> <li>Forced operation and safety function, threshold and time function</li> <li><b>NORMAL</b> version and <b>CURRENT MEASUREMENT</b> version for option.</li> </ul>				
	<b>KNX Multifunctional Actuator, 4/8/16/24-Fold Switch/Shutter/Fancoil</b> AMMA-04/06.1 AMMA-08/10.1 AMMA-16/10.1 AMMA-24/10.1	DIN rail 36 × 90 × 64mm 72 × 90 × 64mm 216 × 90 × 64mm	<ul style="list-style-type: none"> <li>Multifunctional actuator with flexibility, one actuator for all functions, Max. 24 folds of switching output for lighting, socket etc.</li> <li>Max. 12 folds of AC/dry contact shutter/blinds control;</li> <li>Max. 6 folds of DC shutter/blinds control</li> <li>Max. 6 folds 3-level fan speed control</li> <li>2/4-pipe valve system of both 3-point type and ON/OFF type</li> </ul>				
	<b>Switch/Shutter Actuator 12/24-Fold</b> AMRW-24/10.1	DIN rail 216 × 90 × 64mm	<table border="0"> <tr> <td><b>24 folds of Switch outputs:</b></td> <td><b>12 folds of Shutter outputs:</b></td> </tr> <tr> <td> <ul style="list-style-type: none"> <li>Switch and Status response</li> <li>Time functions</li> <li>Logic operation and Forced operation</li> <li>Operation hours counter</li> <li>Reaction after bus voltage failure and recovery</li> <li>Manual operation and LED indication</li> </ul> </td> <td> <ul style="list-style-type: none"> <li>Position adjustment and status response</li> <li>Support AC and Dry contact blind and shutter control</li> <li>UP/DOWN, Stop/Louvre adjustment</li> <li>Automatic sun protection</li> <li>Reaction after bus voltage failure and recovery</li> <li>Manual operation and LED indication for outputs</li> </ul> </td> </tr> </table>	<b>24 folds of Switch outputs:</b>	<b>12 folds of Shutter outputs:</b>	<ul style="list-style-type: none"> <li>Switch and Status response</li> <li>Time functions</li> <li>Logic operation and Forced operation</li> <li>Operation hours counter</li> <li>Reaction after bus voltage failure and recovery</li> <li>Manual operation and LED indication</li> </ul>	<ul style="list-style-type: none"> <li>Position adjustment and status response</li> <li>Support AC and Dry contact blind and shutter control</li> <li>UP/DOWN, Stop/Louvre adjustment</li> <li>Automatic sun protection</li> <li>Reaction after bus voltage failure and recovery</li> <li>Manual operation and LED indication for outputs</li> </ul>
<b>24 folds of Switch outputs:</b>	<b>12 folds of Shutter outputs:</b>						
<ul style="list-style-type: none"> <li>Switch and Status response</li> <li>Time functions</li> <li>Logic operation and Forced operation</li> <li>Operation hours counter</li> <li>Reaction after bus voltage failure and recovery</li> <li>Manual operation and LED indication</li> </ul>	<ul style="list-style-type: none"> <li>Position adjustment and status response</li> <li>Support AC and Dry contact blind and shutter control</li> <li>UP/DOWN, Stop/Louvre adjustment</li> <li>Automatic sun protection</li> <li>Reaction after bus voltage failure and recovery</li> <li>Manual operation and LED indication for outputs</li> </ul>						
	<b>Dimming Actuator 1/2/4-Fold</b> KA/D0103.1 KA/D0203.1 KA/D0403.1	90 × 72 × 64mm DIN rail 90 × 144 × 64mm DIN rail 90 × 216 × 64mm	<table border="0"> <tr> <td> <ul style="list-style-type: none"> <li>Switching</li> <li>Relative dimming</li> <li>Absolute dimming</li> <li>Status report, error report</li> <li>Up to 15 scenes setting</li> </ul> </td> <td> <ul style="list-style-type: none"> <li>Preset and set preset function</li> <li>Staircase lighting function</li> <li>Support set Brightness value after bus voltage recovery</li> <li>Trailing edge phase dimming</li> </ul> </td> </tr> </table>	<ul style="list-style-type: none"> <li>Switching</li> <li>Relative dimming</li> <li>Absolute dimming</li> <li>Status report, error report</li> <li>Up to 15 scenes setting</li> </ul>	<ul style="list-style-type: none"> <li>Preset and set preset function</li> <li>Staircase lighting function</li> <li>Support set Brightness value after bus voltage recovery</li> <li>Trailing edge phase dimming</li> </ul>		
<ul style="list-style-type: none"> <li>Switching</li> <li>Relative dimming</li> <li>Absolute dimming</li> <li>Status report, error report</li> <li>Up to 15 scenes setting</li> </ul>	<ul style="list-style-type: none"> <li>Preset and set preset function</li> <li>Staircase lighting function</li> <li>Support set Brightness value after bus voltage recovery</li> <li>Trailing edge phase dimming</li> </ul>						
	<b>1-10V Dimming Actuator</b> ADTV 04/16.1	DIN rail 90 × 144 × 64mm	<table border="0"> <tr> <td> <ul style="list-style-type: none"> <li>Switching</li> <li>Relative and absolute dimming</li> <li>Status report, error report</li> <li>Scene and preset function</li> </ul> </td> <td> <ul style="list-style-type: none"> <li>Staircase lighting function</li> <li>Preset a Brightness value after bus voltage recovery</li> <li>Passive DC 0/1-10V drive mode</li> <li>Manual operation and status indication</li> </ul> </td> </tr> </table>	<ul style="list-style-type: none"> <li>Switching</li> <li>Relative and absolute dimming</li> <li>Status report, error report</li> <li>Scene and preset function</li> </ul>	<ul style="list-style-type: none"> <li>Staircase lighting function</li> <li>Preset a Brightness value after bus voltage recovery</li> <li>Passive DC 0/1-10V drive mode</li> <li>Manual operation and status indication</li> </ul>		
<ul style="list-style-type: none"> <li>Switching</li> <li>Relative and absolute dimming</li> <li>Status report, error report</li> <li>Scene and preset function</li> </ul>	<ul style="list-style-type: none"> <li>Staircase lighting function</li> <li>Preset a Brightness value after bus voltage recovery</li> <li>Passive DC 0/1-10V drive mode</li> <li>Manual operation and status indication</li> </ul>						
	<b>LED Dimming Actuator 4-Fold, 350/700mA/1A</b> KA/D 04.L1.1	DIN rail 90 × 72 × 64mm	<ul style="list-style-type: none"> <li>Switching</li> <li>Relative and absolute dimming</li> <li>Scene and preset function</li> <li>Staircase lighting function</li> <li>Constant voltage drive mode, status/error report</li> <li>Manual operation and status indication</li> </ul>				
	<b>LED Dimming Actuator 4-Fold, 4A</b> ADLD-04/03.1	DIN rail 90 × 72 × 64mm	<ul style="list-style-type: none"> <li>Switching</li> <li>Relative and absolute dimming</li> <li>Scene and preset function</li> <li>Staircase lighting function</li> <li>Constant voltage drive mode, status/error report</li> <li>Manual operation and status indication</li> </ul>				
	<b>Shutter Actuator, 4-Fold</b> AWBS-04/00.1	DIN rail 90 × 72 × 64mm	<table border="0"> <tr> <td> <ul style="list-style-type: none"> <li>Support AC motor, Blind and Shutter controls</li> <li>Movement UP/DOWN, Stop/Louvre adjustment</li> <li>Position adjustment, Position status and</li> <li>Operation status response</li> </ul> </td> <td> <ul style="list-style-type: none"> <li>Weather protect, Block and Forced operation</li> <li>Scene and Preset function</li> <li>Automatic sun protection</li> <li>Manual operation and LED indication for outputs</li> </ul> </td> </tr> </table>	<ul style="list-style-type: none"> <li>Support AC motor, Blind and Shutter controls</li> <li>Movement UP/DOWN, Stop/Louvre adjustment</li> <li>Position adjustment, Position status and</li> <li>Operation status response</li> </ul>	<ul style="list-style-type: none"> <li>Weather protect, Block and Forced operation</li> <li>Scene and Preset function</li> <li>Automatic sun protection</li> <li>Manual operation and LED indication for outputs</li> </ul>		
<ul style="list-style-type: none"> <li>Support AC motor, Blind and Shutter controls</li> <li>Movement UP/DOWN, Stop/Louvre adjustment</li> <li>Position adjustment, Position status and</li> <li>Operation status response</li> </ul>	<ul style="list-style-type: none"> <li>Weather protect, Block and Forced operation</li> <li>Scene and Preset function</li> <li>Automatic sun protection</li> <li>Manual operation and LED indication for outputs</li> </ul>						
	<b>0-10V Fan Coil Actuator</b> AFVFT-07/10.1	DIN rail 90 × 72 × 64mm	<table border="0"> <tr> <td> <ul style="list-style-type: none"> <li>Support 2/4 pipes HVAC system</li> <li>Support 2 wire or 0-10V valve type</li> <li>Support 2-point control or PI control methods for local</li> <li>Support relay/0-10V drive fan, 3-level fan speed</li> </ul> </td> <td> <ul style="list-style-type: none"> <li>Standby/comfort/night/protectmode</li> <li>Channels can be reused as switch output</li> <li>Manual operation and LED indication</li> <li>Support 3-wire PT1000 sensor</li> </ul> </td> </tr> </table>	<ul style="list-style-type: none"> <li>Support 2/4 pipes HVAC system</li> <li>Support 2 wire or 0-10V valve type</li> <li>Support 2-point control or PI control methods for local</li> <li>Support relay/0-10V drive fan, 3-level fan speed</li> </ul>	<ul style="list-style-type: none"> <li>Standby/comfort/night/protectmode</li> <li>Channels can be reused as switch output</li> <li>Manual operation and LED indication</li> <li>Support 3-wire PT1000 sensor</li> </ul>		
<ul style="list-style-type: none"> <li>Support 2/4 pipes HVAC system</li> <li>Support 2 wire or 0-10V valve type</li> <li>Support 2-point control or PI control methods for local</li> <li>Support relay/0-10V drive fan, 3-level fan speed</li> </ul>	<ul style="list-style-type: none"> <li>Standby/comfort/night/protectmode</li> <li>Channels can be reused as switch output</li> <li>Manual operation and LED indication</li> <li>Support 3-wire PT1000 sensor</li> </ul>						

# Product List

Picture	Name / Mode	Installation / Dimension	Function		
	<b>Room Controller V3.0</b> AMRP-41/05.3	DIN rail 216 × 90 × 64mm	<ul style="list-style-type: none"> <li>Dry contact and binary inputs</li> <li>LED indications</li> <li>Switch/shutter outputs</li> <li>KNX/RS485 Converter</li> <li>Fan coil output</li> <li>0-10V dimming</li> <li>Logic, Time and Scene group functions</li> <li>Support KNXnet/IP tunneling/ routing</li> </ul>		
	<b>Air Quality sensor</b> CSAQ-00/00.1 CSAQ-00/00.2	86 × 86 × 33mm	<table border="0"> <tr> <td> <ul style="list-style-type: none"> <li>PM2.5, PM10, VOC detection and display</li> <li>Temp, humidity detection and display/control</li> <li>CO2 detection and display</li> </ul> </td> <td> <ul style="list-style-type: none"> <li>Warning for value detection</li> <li>Heating or cooling control</li> <li>Logic control functions</li> </ul> </td> </tr> </table>	<ul style="list-style-type: none"> <li>PM2.5, PM10, VOC detection and display</li> <li>Temp, humidity detection and display/control</li> <li>CO2 detection and display</li> </ul>	<ul style="list-style-type: none"> <li>Warning for value detection</li> <li>Heating or cooling control</li> <li>Logic control functions</li> </ul>
<ul style="list-style-type: none"> <li>PM2.5, PM10, VOC detection and display</li> <li>Temp, humidity detection and display/control</li> <li>CO2 detection and display</li> </ul>	<ul style="list-style-type: none"> <li>Warning for value detection</li> <li>Heating or cooling control</li> <li>Logic control functions</li> </ul>				
	<b>Presence Sensor with Constant Lighting</b> CSBPC-02/00.1	Ceiling-Mounted Wall-mounted 88 x 63 mm	<ul style="list-style-type: none"> <li>Illumination measure: 0 lux~65535 lux</li> <li>Movement detector range: mounting height * 2, max. diameter is 8m</li> <li>Logic (AND, OR, XOR) function; support master-slave interworking</li> <li>Output with 3 data types, the output values can be sent cyclically</li> <li>Illumination/movement detection disabling and logic disabling</li> </ul>		
	<b>Motion and Brightness Sensor-8M</b> CSBP-02/00.2	Ceiling-Mounted 90 × 64 × 36mm	<ul style="list-style-type: none"> <li>Motion or Presence detector can be integrated control with ambient brightness</li> <li>Sequence operation for the motion</li> <li>Motion or Presence detector can be integrated</li> <li>Brightness and motion detection</li> <li>Master-slave detector function</li> </ul>		
	<b>Mounting IR Emitter</b> BTIS-01/00.1	Ceiling-Mounted 91X82X76mm	<ul style="list-style-type: none"> <li>360 degree transmitting, support up to 256 IR codes control with 1 bit or 1 byte object</li> <li>Support multi-sending and delayed-sending</li> <li>Support links up to 64 group addresses</li> <li>Each main function can include 5 slave functions</li> <li>Installation height is max.4m, the transmitting distance is max.5m (radius)</li> </ul>		
	<b>IR Transmitter 4-Fold</b> BTIS-04/00.1	Concealed installation 46 × 46 × 11.7mm	<ul style="list-style-type: none"> <li>4 channels, up to 64 different IR codes per channel with 1 bit or 1 byte object</li> <li>Support multi-sending and delayed-sending</li> <li>Each channel support links up to 16 group addresses</li> <li>Each main function can include 5 slave functions</li> <li>The transmitting distance is max.2m</li> </ul>		
	<b>IR Learner</b> BTIL-01/00.2	18 × 20 × 77mm	<ul style="list-style-type: none"> <li>Capability of learning over 95% remote control units in the market</li> <li>USB to communicate with PC, easy to learn and store IR codes from remote</li> </ul>		
	<b>Universal Interface 4-Fold</b> KI/U0401.1	46x46x11.7mm	<table border="0"> <tr> <td> <ul style="list-style-type: none"> <li>Switching and dimming</li> <li>Control of blinds and shutters</li> <li>Sending of values, e.g. water line, brightness</li> <li>Recall and storage scene</li> </ul> </td> <td> <ul style="list-style-type: none"> <li>Switching sequence</li> <li>Counter</li> <li>Multiple operation</li> <li>LED indication output</li> </ul> </td> </tr> </table>	<ul style="list-style-type: none"> <li>Switching and dimming</li> <li>Control of blinds and shutters</li> <li>Sending of values, e.g. water line, brightness</li> <li>Recall and storage scene</li> </ul>	<ul style="list-style-type: none"> <li>Switching sequence</li> <li>Counter</li> <li>Multiple operation</li> <li>LED indication output</li> </ul>
<ul style="list-style-type: none"> <li>Switching and dimming</li> <li>Control of blinds and shutters</li> <li>Sending of values, e.g. water line, brightness</li> <li>Recall and storage scene</li> </ul>	<ul style="list-style-type: none"> <li>Switching sequence</li> <li>Counter</li> <li>Multiple operation</li> <li>LED indication output</li> </ul>				
	<b>Universal Interface 4/8-Fold</b> CTUI-04/04.1 CTUI-08/08.1	DIN rail 46x46x11.7mm	<ul style="list-style-type: none"> <li>Switching and dimming</li> <li>Shutter/blinds control</li> <li>Sending of values</li> <li>Recall and storage scene</li> <li>12V LED indication</li> </ul>		
	<b>IP Interface</b> BNIP-00/00.1	DIN rail 36x90x64mm	<ul style="list-style-type: none"> <li>Support KNX/IP Tunneling</li> <li>Can be used as the programming interface for other KNX devices</li> <li>Support UDP telegram and port number 3671</li> <li>Support up to 5 KNX IP client connections</li> </ul>		

## Product List

Picture	Name / Mode	Installation / Dimension	Function
	<b>Binary Input, 4-Fold</b> CTBI-04/00.1	DIN rail 90 × 36 × 64mm	<ul style="list-style-type: none"> <li>Switching and dimming</li> <li>Control of blinds and shutters</li> <li>Sending of values, e.g. water line, brightness</li> <li>Recall and storage scene</li> <li>Switching sequence</li> <li>Multiple operation</li> <li>LED indication</li> <li>Manual operation</li> </ul>
	<b>KNX/RS232 Bidirectional Converter</b> BTPT-02/232.1	DIN rail 90 × 36 × 64mm	<ul style="list-style-type: none"> <li>Support up to 64 serial port control commands, with length up to 64 bytes</li> <li>Each serial port can be triggered via 1bit or 1byte communication object</li> <li>Two serial ports with three wires-standard triple-line serial port</li> <li>Support definition of serial port communication protocol</li> </ul>
	<b>KNX/RS485 Bidirectional Converter</b> BTPT-02/485.1	DIN rail 90 × 36 × 64mm	<ul style="list-style-type: none"> <li>Customize RS485 communication interface protocols, and serial communication configuration</li> <li>Support RS485 telegram 1-64 byte, the format can be self-defined</li> <li>RS485 telegram supporting 0-32 byte ACK report, the format can be self-defined</li> <li>Two-way control between KNX and RS485 bus</li> <li>Support max. 512 telegram conversion between RS485 and KNX</li> <li>Support max.256 group configuration</li> </ul>
 <i>NEW!</i>	<b>KNX / DALI Gateway, 2-Fold</b> BTDG-02/64.1	DIN rail 90 × 72 × 64mm	<ul style="list-style-type: none"> <li>Two-channel gateway with broadcast function</li> <li>64 DALI devices per channel for single device, 32 DALI group control per channel</li> <li>Various status feedback, e.g. switch, brightness, operation hours etc.</li> <li>Fault detection of lamps and ballasts for DALI devices</li> <li>Monitoring DALI bus voltage, DALI bus current and DALI bus short circuit status</li> </ul>
 <i>NEW!</i>	<b>EasyControl APP Gateway</b> BTMG-01/01.1	DIN rail 108*90*64mm	<ul style="list-style-type: none"> <li>Standard KNX gateway for phone/tablet APP connection</li> <li>Support standard Tuya wireless protocol devices</li> <li>Support customized scenarios for end users</li> <li>Support cloud service with remote control of WIFI/3G/4G/5G</li> </ul>
	<b>KNX USB Interface</b> BNUS-00/00.1	77x 20x18mm	<ul style="list-style-type: none"> <li>An interface between PC and KNX bus to configure, parameterize and commission KNX bus</li> </ul>
	<b>KNX/RF Transceiver</b> BNRF-00/01.1 BNRF-00/02.1	77x20x18mm 46x46x11.7mm	<ul style="list-style-type: none"> <li>A pair of device for KNX bus commissioning with ETS</li> <li>The 01 device is connected to PC and the 02 to KNX bus</li> </ul>
	<b>KNX IP Router</b> BNIPR-00/00.1	DIN rail 36x90x71mm	<ul style="list-style-type: none"> <li>Support 4 client connections</li> <li>Support KNXnet/IP, ARP, ICMP, IGMP, HTTP, UPnP, UDP/IP, TCP/IP, DHCP and Auto IP</li> <li>Can be used as line/backbone coupler to couple ethernet and KNX-TP lines</li> <li>Support filter table routing function</li> <li>Can be used as the programming interface</li> </ul>
	<b>KNX Line Coupler</b> BNLC-00/00.1	DIN rail 36x90x71mm	<ul style="list-style-type: none"> <li>As a KNX line coupler, it connects main line to backbone line, or line to main line</li> <li>As a KNX line repeater, it extends the length of bus line and the number of KNX devices</li> </ul>
	<b>KNX Power Supply</b> KP/D30.640.1	DIN rail 90 × 108 × 64mm	<ul style="list-style-type: none"> <li>Input voltage: 95V ~255 Vac, 47~63Hz</li> <li>Sustained short-circuit current: &lt; 1.3 A</li> <li>Rated current: 640mA, short-circuit-proof</li> <li>1 fold auxiliary voltage output</li> <li>Output status display</li> <li>Reset function</li> </ul>

# Product Series

Video Door Phone System  
P.013 - P.024

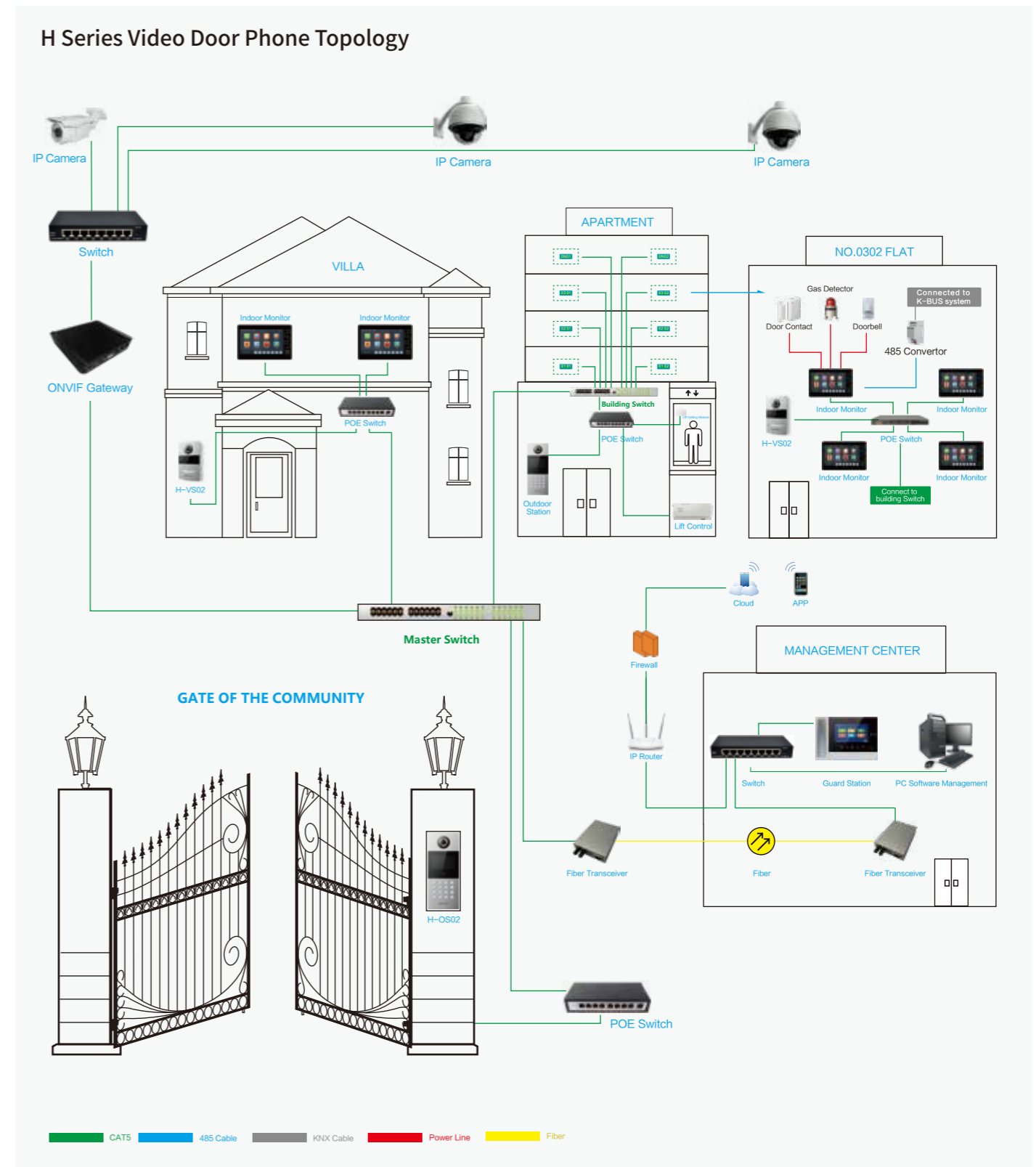
IP Video Door Phone System Briefing



H Series video door phone system

The H Series system is a full digital video door phone solution based on TCP/IP protocol. It supports digital video intercom, information broadcast, multi-channel calling, room-to-room intercom, alarm, home automation etc. The solution provides clear and fluent video intercom service and security alarm, which enhances the community security.

The system could be defined and applied to different buildings with a wide-range functions, meanwhile, supporting both 24V PoE power and 48V standard PoE also makes the system more flexible for installations in all kind.







**NEW!**  
**7" IP Outdoor Station**

H-OS06

**Function:**

- 2 megapixel HD camera
- Aesthetic design with aluminum faceplate
- Face recognition with approximate detection
- 7" LCD Display with sensitive touch panel
- View angle 123°
- Door status detection
- Fill-in light with high luminance LED
- Support IC Card
- Support normal-close /normal-open
- Support standard 48V POE
- Random password unlock and QR code unlock \*

\* Cloud intercom APP is required



Face recognition



Name list management



Cloud intercom APP



2MP Camera



IP54



● H-IS06-G

**10.1 " Indoor Monitor**

- 10.1 " glass capacitive touch screen
- Support optional 24V / 48V POE
- Automatic photo capture
- Support intercom function
- Support call diverting
- Easy GUI customization
- Support KNX home automation connection



● H-IS02-W

**4.3 " Indoor Monitor**

- Working voltage: DC 24V (support 24V POE)
- Protocol: Standard TCP/IP
- 4.3 " TFT with advanced display effect
- Automatic photo capture
- Support intercom function
- Sensitive touch key, cost-effective version



● H-IS07-W



● H-IS10-W



● H-IS11-S

**7 " Indoor Monitor**

- Working voltage: optional 24V / 48V POE
- 7 " capacitive touch with advanced GUI
- Automatic photo capture
- Support intercom function
- Alarm settings with 8 defense zones
- Save up to 6 CCTV cameras in one monitor
- Support KNX home automation connection



● H-OS01 H-OS02



● H-GU01



● ● H-VS02



○ H-IS14-W

### 4.3 " Outdoor Station

- Aluminium panel
- Display: 4.3" TFT with advanced GUI
- Working voltage: DC 24V (support POE)
- Support IC/ID card
- Support intercom function
- Name list Management
- IPX5 waterproof

### 7 " Guard Unit

- Support max. 255 IP cameras
- Card management function
- Alarm and SOS alert
- Support ONE-KEY (all) door opening
- PC Management system included

### Mini Outdoor Station

- Aluminium panel
- Working voltage: DC 24V (support POE)
- Support IC card
- Support intercom function
- Support tamper alarm
- IPX4 waterproof

### Audio Phone

- SOS Alarm
- Support multiple telephone apartment
- Intercom between apartment & Guard Unit
- Ringtone/ talking volume adjustable



● H-CG01



○ H-LC02



○ H-LC01



H-CR01

### IP Camera Gateway

- Support ONVIF IP camera
- Support up to 255 CCTV cameras
- Support 5 users' surveillance at the same time

### Lift Control Module

- Working Voltage: DC 24V (support POE)
- RS485 protocol output

### Lift Calling Module

- Working Voltage : DC 24V (support POE)
- Calling from lift to Guard Unit

### Access Control Card Reader

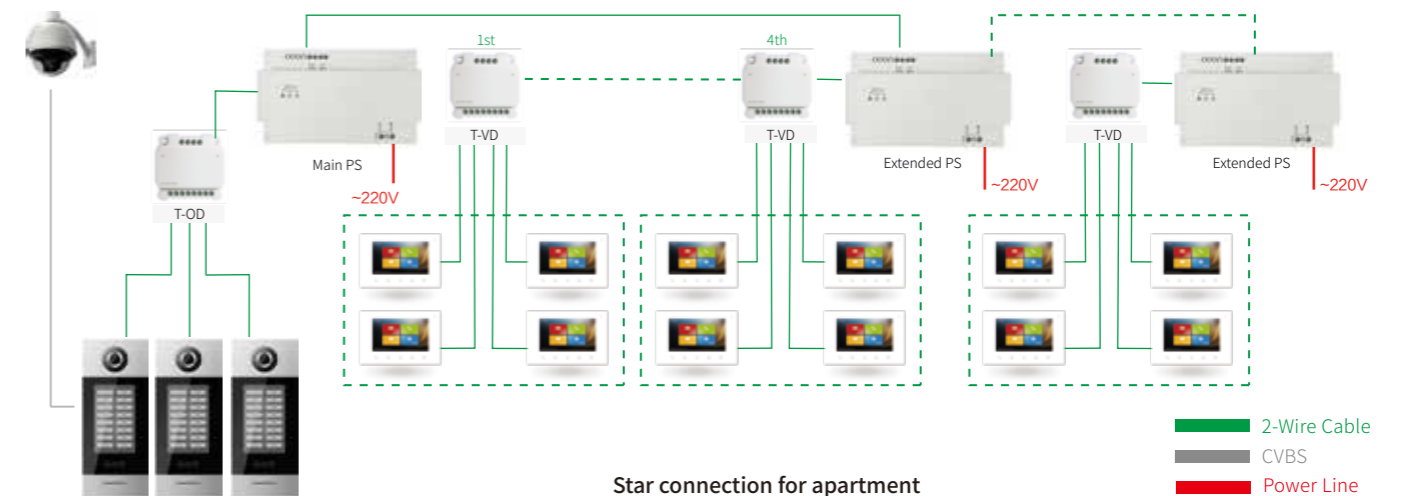
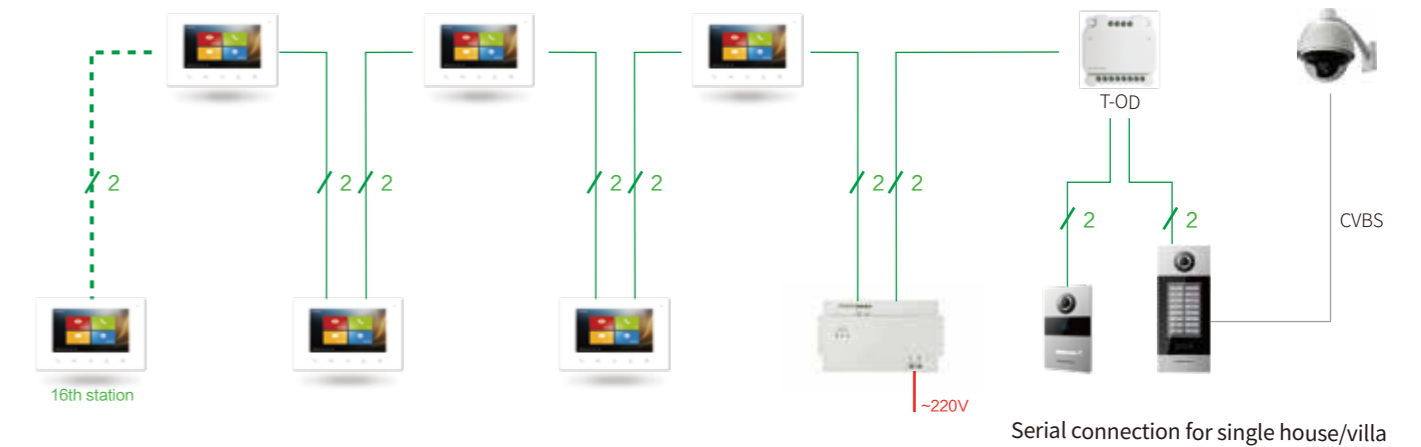
- Max 10,000 resident IC / ID cards
- Support public password unlock
- Door status detection and timeout alarm



### Two-Wire video door phone system

The **T Series** 2-wire analog video door phone solution is a stable & economic system which supports both audio/video intercom, access control, CCTV surveillance and all other intercom functions, capacity of the system is excellent with:

- Up to 128 indoor monitors
- Up to 3 outdoor stations
- Up to 160 meters from door station to the last monitor





## 7" 2/W Touch Outdoor Station

T-OS02

### Function:

- 7" capacitive touch screen design
- Aesthetic design with Aluminium panel
- Support analogue camera surveillance by built-in interface
- Support 2-wire centralized power supply and independent power supply
- Flexible GUI customization
- Name list program through 2-wire bus
- IC Card reader
- Main page can be configured as keypad or name list type



## 2.8" Keypad Outdoor Station

T-OS07

### Function:

- Classic Aluminium panel
- Support analogue camera surveillance by built-in interface
- Support 2-wire centralized power supply and independent power supply
- Support Name list
- IC Card reader



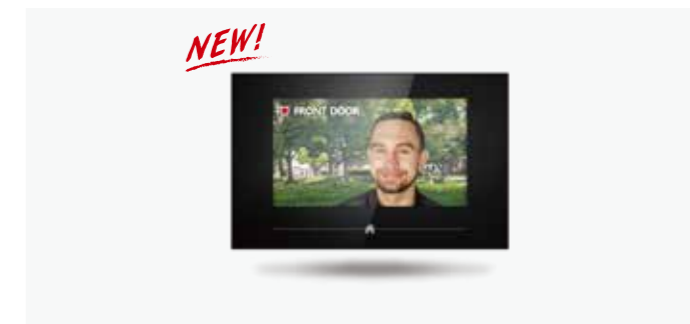
## Two-wire Video Door Phone



○ T-IS01-W

### 7" Indoor Monitor

- 7" glass touch screen and nice touch keys
- Video intercom, monitoring and unlock
- Max.4 indoor monitors in one apartment
- Support TF card extension (2-32G)
- Support photo capture and video record
- Built-in multi-languages
- Support intercom
- Can be reused as guard unit when addressed as 200\*



● T-IS06-B

### 7" Indoor Monitor

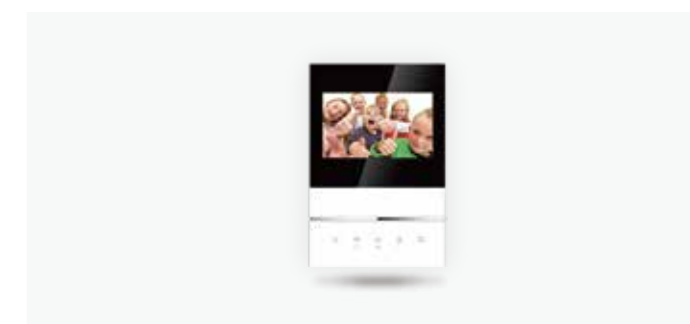
- 7" glass touch screen
- Video intercom, monitoring and unlock
- Support TF card extension (2-32G)
- Max.4 indoor monitors in one apartment
- Selectable call tunes
- Built-in multi-languages
- Support intercom
- Photo capture and video record
- Can be reused as guard unit when addressed as 200\*



○ T-IS05-W

### 7" Indoor Monitor Lite

- 7" monitor with touch key with OSD
- Video intercom, monitoring and unlock
- Max.4 indoor monitors in one apartment
- Support intercom
- Can be reused as guard unit when addressed as 200\*



● T-IS04-B

### 4.3" Indoor Monitor Lite

- 4.3" monitor with touch key design
- Video intercom, monitoring and unlock
- Max.4 indoor monitors in one apartment
- Support intercom
- Can be reused as guard unit when addressed as 200\*

# TCP/IP Video Door Phone



• • T-OS01 T-OS02 T-OS03



T-VD



T-OD



T-RA

## Mini Outdoor Station

- IC card reader
- Support unlock button interface
- Support white led light supplement
- IPX4 waterproof
- Flush mounted installation

## Monitor Distributor

- Connects up to 4 indoor monitors
- \* Necessary in a star connection topology to separate 4 monitors in one apartment (details please refer to topology diagram)

## Door Station Distributor

- Connects up to 3 outdoor stations
- \* Necessary when there are more than 2 door stations in one system (details please refer to topology diagram)

## Relay Control Module

- Relay for a second door lock
- Alternative for LED light controlling



T-CI



T-Adaptor



T-PS01



T-PS02

## Analogue Camera Interface

- For adding extra analogue cameras
- 3 channels available

## Name List Tool

- For configuration of the name list in 7" Touch Outdoor Station

## Power Supply

- Working voltage : AC100V~240V
- Output voltage : DC30V
- Support system power management
- Single power supply powers 32 indoor monitors maximum

## Extended Power Supply

- Working voltage : AC100V~240V
- Output voltage : DC30V
- Supports max 16 indoor monitors for signal amplification



**NEW!**

## Way-2-Easy Kit Pro

2-wire intercom kit



### 7 Indoor Monitor

- 7" colored TFT display
- Full capacitive touch panel
- Elegant design



### Outdoor Station

- IP54 · IK07
- Max. 2 apartments supported
- Easy and secured surface-mounting



### Power Supply

- Standar din-rail installation
- AC 100-240V, 50-60Hz, 600mA
- Support max 6 devices



Plug & Play



Gift Package



Security Assured




Pro & Lite Version

## Monitor Selection Table

	H-IS14	H-IS02	H-IS07	H-IS10	H-IS11	H-IS06	T-IS06	T-IS04	T-IS05	T-IS01	T-IS03
											
Screen size	/	4.3"	7"	7"	7"	10.1"	/	4.3"	7"	7"	7"
Color	White	White/Black	White/Black	White/Black	Silver/Black	Golden	White	Black	White	White	White/Black
Power supply mode	24V PoE	24V PoE	24V/48V PoE	24V PoE	24V/48V PoE	24V/48V PoE	2 wire PS 30V	2 wire PS 30V	2 wire PS 30V	2 wire PS 30V	2 wire PS 30V
Touch screen	/	/	Yes	Yes	Yes	Yes	/	/	/	Yes	Yes
Picture memory	/	Yes	Yes	Yes	Yes	Yes	/	/	/	Yes	Yes
Button type	Mechanical button	Touch key	Touch panel	Touch panel	Touch panel	Touch panel	Mechanical button	Touch key	Touch key	Touch panel	Touch panel
Dimension WxHxD(mm)	209.9x79.9x52.8	180x123x20.5	220x140x17.5	200x130x14.9	200x130x14.9	290x180x22	209.9x79.9x52.8	180x120x19.5	220x140x24	220x140x24	220x140x24
Technology	Non-polarised Two-wire										
Number of wires	2										
Max.distance(meters)	160										
Guard unit	Yes										
Max.number of apartments	≈ 2 million (max. coding address)										
Extension per apartment	4										

# Featured Project

Classic GVS project worldwide  
P. 025 - P. 028





### Daxing International Airport

- 📍 Location : Beijing, China
- 🏗️ Project Type : Airport
- 📏 Size : Departure Lounge & Landing Field

Beijing Daxing International Airport, as one of the TOP 3 airports globally, has finished its last phase of installation in mid 2019. The airport is famous for its unique and elegant design as well as its huge capacity for passengers, it's praised as one of "The New Seven Wonders Worldwide" by British Guardian. GVS, as the leader of the smart building in China, has participated in the airport automation in its decoration phase and successfully installed thousands of KNX components in the brand new airport to enable smart lighting control, HVAC control etc. Till today, Daxing International Airport has become the biggest and most successful KNX airport project.

### Résidence Marcel Marlier Tournai, Belgium



### Yun Shan Shi Yi Community Guangzhou, China



### Seri Pilmoor 110 Villas Kuala Lumpur, Malaysia



### Tomson Riviera Condo Shanghai, China



### JIN MAO Palace Condominium

- 📍 Location : Guangzhou, China
- 🏗️ Project Type : high-end condominium
- 📏 Size : 2400+ condo apartments

CHINA JIN MAO GROUP, as a Fortune 500 Company, is one of the biggest real estate and hotel investment group company in China. As s strategic partner of JIN MAO group, GVS has successfully helped the real estate giant in its condominium projects in Shenzhen, Guangzhou, Fuzhou, Xianmen and other big cities in China. With a combination of GVS tailored switches and solutions based on KNX home and building automation system, the high-end condos nowadays produced by JIN MAO are leading the real estate industry with smart home conception.



### Guangzhou Metro System

- 📍 Location : Guangzhou, China
- 🏗️ Project Type : Metro Station
- 📏 Size : 42 stations lighting control

GVS has won the KNX automation part in the latest THREE Guangzhou new lines: line #13, #14, #21 with 42 stations. The whole project has successfully been installed in 2018 and handedover to the civic operation office. With a huge number and extreme length, the Guangzhou Metro system now becomes the largest KNX automation system in the category of metro system worldwide. Besides, GVS is also working closely with metro/train station systems in other major cities like Shenzhen, Ji'nan, Zhangjiajie, Foshan etc.



Hangzhou International Airport  
Hangzhou, China



Alibaba Headquarter,  
Hangzhou, China



Wuhan University  
Wuhan, China



### KL Eco City

- 📍 Location : Kuala Lumpur, Malaysia
- 🏗️ Project Type : Commercial-Residential Complex
- 📏 Size : 500+ apartments

As special commercial & residential complex, the KL Eco City in Malaysia has planned quite environmentally friendly systems, among which KNX is one of the most important system. Over a thousand and half pcs of KNX devices from GVS have contributed to the automation of the building, helping the project win the first GBI Gold Medal in Malaysia.



### Grand Hyatt Athens

- 📍 Location : Athens, Greece
- 🏠 Project Type : 5-Star Hotel
- 📏 Size : 300 guest rooms

Grand Hyatt Greece, as a 5-star luxurious hotel under Hyatt Hotel Group, reopened in 2018 after a systematic renovation with GVS KNX hotel system. The hotel, as a landmark of Athens, started to accept its customers since 1983 and stopped in 2010 because of the crisis. Based on the latest KNX technology, GVS helped the hotel in its automation part and finally turned the hotel to smarter and more comfortable one with its advanced KNX technology.

### Fairmont Marina Residences

- 📍 Location: Abu Dhabi, UAE
- 🏠 Project Type: hotel residences
- 📏 Size: 249 serviced apartments

Fairmont Marina Residences, a 39-storey Arabian themed skyscraper which resembles the hotel located at the top of Dubai's Palm Jumeirah, is the first Fairmont-branded hotel residences in the UAE, it's part of the 563-room Fairmont Marina Resort in Abu Dhabi.

GVS, by actively participating in the hotel decoration process of the project, has worked with a few other KNX brands and successfully equipped the hotel residences with the latest smart hotel technology.



**InterContinental Hotel Wuxi, China**



**Falkensteiner Schlosshotel Austria**



**Herbarium Hotel & Spa Gmina Gąsawa, Poland**



**W Hotel Guangzhou, China**

### Beijing No. 1 Social Welfare Home

Beijing, China



### Evergrande Group Healthyland

Sanya, China



### The General Hospital of the People's Liberation Army

Beijing, China



### Vanke Tianjin Yiyuan Elderly Care Center

Tianjin, China



### Ji'nan Maternal and Child Healthcare Hospital

- 📍 Location : Ji'nan, China
- 🏠 Project Type : Smart Hospital
- 📏 Size : 50+ pediatrics patient rooms

Ji'nan Maternal and Child Healthcare Hospital is a famous First-class Hospital at Grade Three for women and children, the hospital is an integration for healthcare, scientific research and medical teaching, with its inpatient and out patient amount ranking first in Shandong Province. In October 2018, it became the 1st smart hospital under help of GVS team by installing the very first Smart Pediatrics Ward in Shandong Province with a total number of 50+ patient rooms. The smart ward has a variety of new functions such as visitor management system, smart information display, smart clinical data collection system, and all functions are transmitted by different protocols like LoRa, BLE, RFID, WiFi and KNX. As an excellent IoT service provider, GVS successfully integrated all protocols and made the hospital a smart and modern one.

### How it works for a smart hospital?

