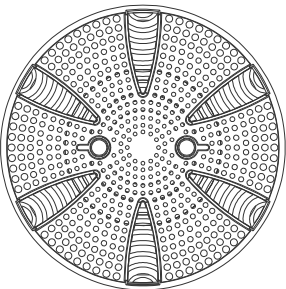


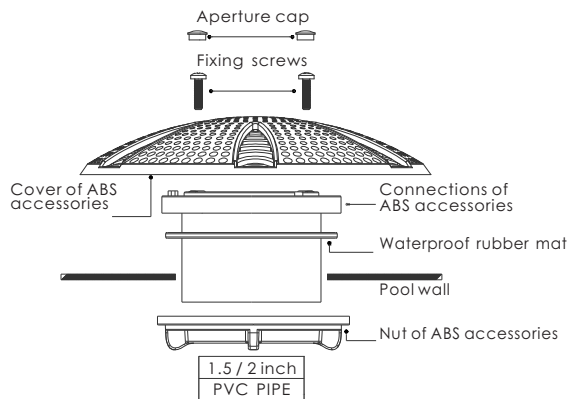
# Instruction on Installation of EM2817 Series Main Drain

Models: EM2817V(A1) EM2817V(A2)



## Notices on Installing Glass Fiber Pool

- All EM2817V Series suction machines have been tested and are compliance with the standard AS/NZS 1926.3.2010.
- Company suggests that all installation personnel are familiar with the standard AS/NZS 1926.3.2010 before the installation.
- The installation personnel has the responsibility to ensure that the maximum flow rate doesn't exceed the standard.
- All EM2817V Series suction machines should be fixed on the pool wall permanently, so as to prevent the displacement in the absence of tools.
- Provide all fixing screws needed in the installation of EM2817V Series suction machines.
- Any revising to the device as well as its installation will cause the invalidity of conformity certification and warranty; in addition, it will affect the safety of this device.

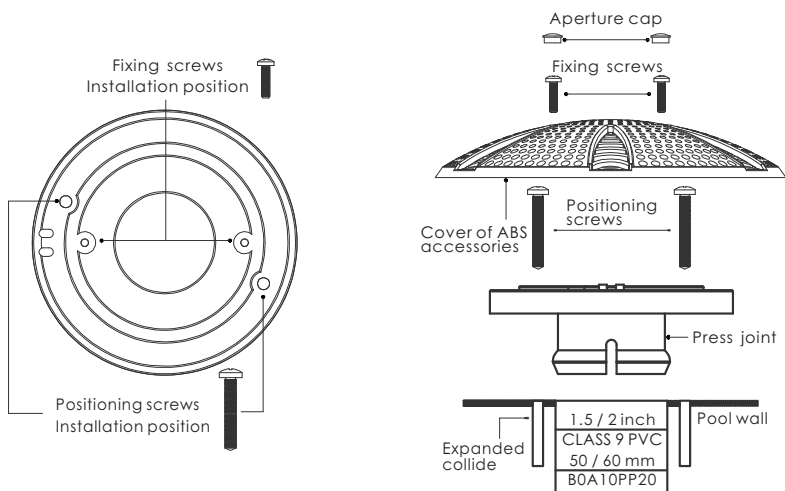


Product Description	Aperture cap	Fixing screws	ABS accessories	Waterproof rubber mat
Qty	2	2	3	1

**Models: EM2817C(A1) EM2817C(A2) EM2817C(A3) EM2817C(A4)  
EM2817C(A5) EM2817C(A6)  
EM2817C(E1) EM2817C(E2) EM2817C(E3) EM2817C(E4)**

**Notice on the Installation of Concrete**

- All EM2817C Series suction machines have been tested and are compliance with the standard AS/NZS 1926.3.2010.
- Company suggests that all installation personnel are familiar with the standard AS/NZS 1926.3.2010 before the installation.
- The installation personnel has the responsibility to ensure that the maximum flow rate doesn't exceed the standard.
- All EM2817C Series suction machines should be fixed on the pool wall permanently, so as to prevent the displacement in the absence of tools.
- Provide all fixing screws needed in the installation of EM2817C Series suction machines.
- Any revising to the device as well as its installation will cause the invalidity of conformity certification and warranty; in addition, it will affect the safety of this device.



Product Description	Aperture cap	Fixing screws	Positioning screws	Expanded collide	ABS accessories	Press joint
Qty	2	2	2	2	1	1