

★ Our Service Policy:

1. NFPA engineer approved free design for all fire systems.
2. Installation and training at customer's location.
3. Special product design with appropriate solution.
4. Continuous technical support.
5. 2 years warranty.



Contact us

UK-Marketing Center

ASENWARE LTD

6 Prospect Way, Royal Oak Industrial, Estate Daventry, Northamptonshire, England, NN118pl.

China-Marketing Center

Shenzhen Asenware Test & Control Technology Co.,LTD
26H, Building D, Shihong Garden, Fanshen Rd, Baoan, Shenzhen.

China-R&D and Supply Chain Center

Zhongshan Guta Fire Equipment Technology Co., LTD
4F, 10#, Xingye Rd., Huoju District, Zhongshan City, Guangdong.



ASENWARE CATALOG
Since 2005
Only for Fire Safety



Voice Evacuation Control Panel and Speakers



Packaged Fire Pump System



Gas Extinguishing Control System



FM 200 Fire Extinguishing System



LPCB Approved Addressable Fire Alarm Control System



Loop Powered Addressable Fire Alarm Control System



Conventional Fire Alarm System



Centralized Monitoring Emergency Luminaire System

Who is ASENWARE?

ASENWARE is the fire alarm system and fire suppression system manufacturer and whole fire safety solution provider since 2005.

Driven by a commitment to sound operations, ongoing innovation, and open collaboration, we have established a competitive fire safety products line including addressable fire alarm system, conventional fire alarm system, central monitoring emergency light system, fire telephone and emergency audio system, fire pump, fire hose and gas suppression system.

Our fire safety products, solutions and services are used in over 100 countries.

With over 200 employees work in United Kingdom-Marketing Center, China-R&D and Supply Chain Center and Bangladesh-Manufacture Center, ASENWARE is committed to design and manufacture the best fire safety products to reduce the risk of fire, and support the world to be safer and more comfortable.

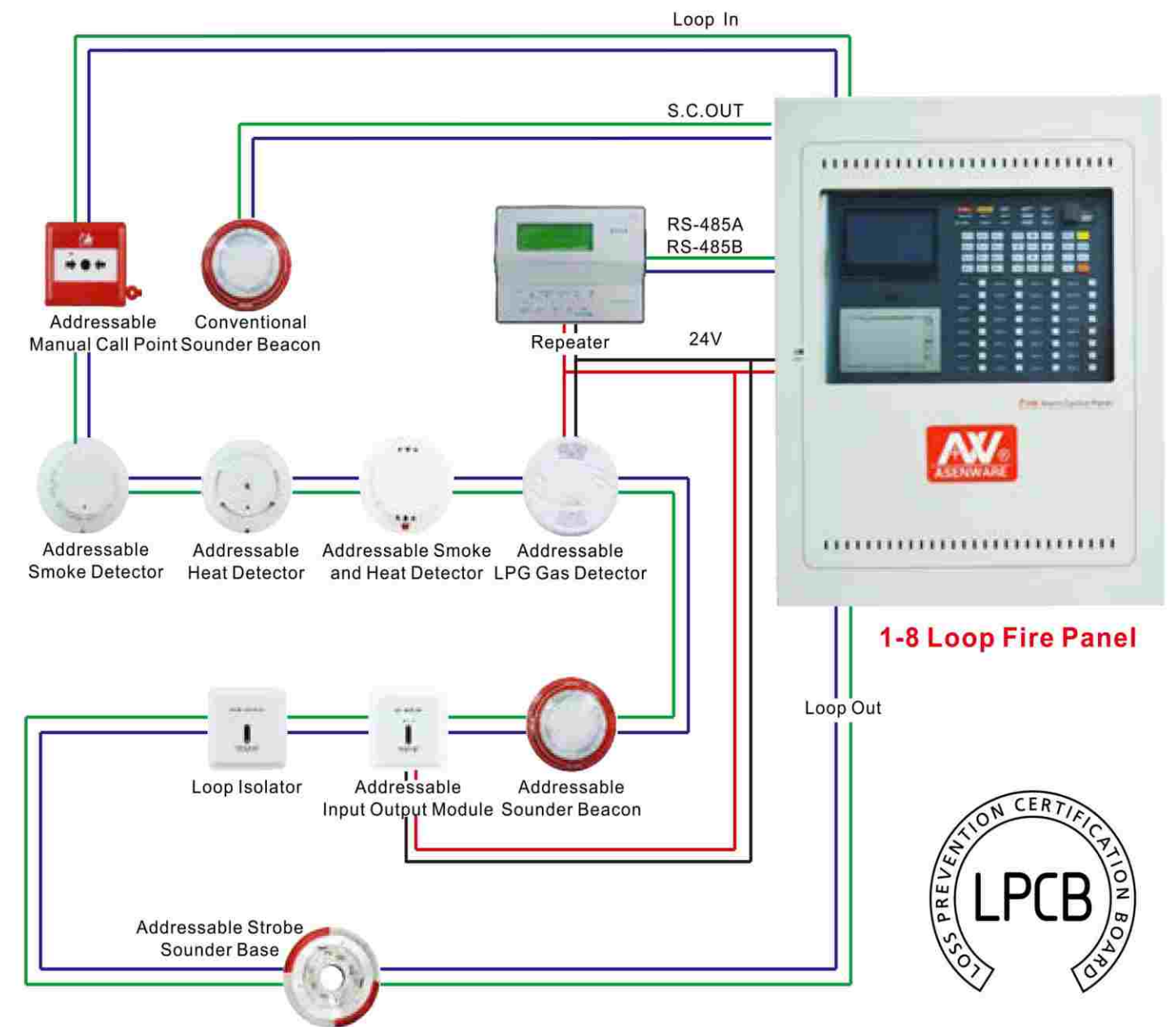
What do we offer the world?

We focus on the high quality products and services supply only.

- ✓ We always remember that quality is the cornerstone of our existence, and we will never reduce the quality for any reason.
- ✓ Our products must comply with international standards, and must be stable and reliable in long term using.
- ✓ We will continuously improve our products to be more excellent. In any time, we should not accept the poor quality results, or keep a poor quality work just because of the old experience. We should always think what is the best and how can do the best.
- ✓ We must keep our promises for our customers, we must provide products, services and solutions to our customers with more than their expected.

We create value for our customers.

- ✓ We keep invest to design and update our products, every year we have new products and new solutions for fire safety market.
- ✓ We focus on international standard and certificate fire safety products, until now we already got LPCB, TUV, BSI, INTERTEK BOMBA certificates for our different products.
- ✓ Our products and services support wholesalers, project contractors and building owners. We set up a cloud website that can monitor all the running fire panels, every agent, contractor, owner, maintenance engineer can check the fire system real status and get emergency alarm by mobile phone or email.
- ✓ We support to design the projects based on NFPA and other international standards. All projects are designed and verified by highly skilled engineering team. Moreover, we support our customers at the sites in different countries for commissioning and other necessary supports for the completion and submittal of the projects.



Wire Diagram



Introduction

The purpose of the AW-FP300 Fire Alarm Control Panel (FACP) is to monitor input signals, give indications and possibly activate outputs as programmed. It is designed to comply with EN 54-2 and EN 54-4 with qualities of simple installation, operation and easy maintenance. The AW-FP300 panel is an addressable fire detection panel with 1 loop of 324 addressable points and expansion capabilities. It is compatible with other peripherals made by ASENWARE with its own protocol.

Key Features

The AW-FP300 single loop 32 zone fire alarm control panel offers the following features:

Up to 324 addresses in one loop, 648 addresses in two loops

An easy to read, 4.3" color screen LCD with a resolution of 480x272

Zone indication and control panel (ZCP) for 32 zones gives a quick indication of the location of an alarm or fault

Record capacity of 1000 historical events for each of historical fire, historical fault and historical operation

An independently programmable conventional sounder circuit output

Integral power supply and battery

Integral printer

Flexible and intuitive cause and effect programming on front panel

Zone test, point test and module start/stop testing facilitate the commissioning

U-disk interface makes the load and save of configuration or historical data convenient for system commissioning and maintenance

Hierarchy management with three access levels

Anti-tamper protection by a key lock

CAN bus for interconnection of up to 20 FACPs and RS-485 for connection with up to 30 fire indicating panels per FACP



1-8 Loop Fire Panel



**AW-CODER2188
Coder**

A device for giving specific ID to all the addressable accessories which need to be configured with AW-FP300 control panel.



**AW-D307
Addressable Strobe
Sounder Base**



**AW-D301
Addressable Smoke Detector**

Operating Voltage	Loop 24V(18V~28V)
Standby Current	≤0.3mA
Alarm Current	≤1.5mA (without remote indicator) ≤3.5mA (with remote indicator)
Fire LED	Red, Flash in polling, and illuminate in alarming.



**AW-D302
Addressable Heat Detector**

Operating Voltage	Loop 24V(18V~28V)
Standby Current	≤0.3mA
Alarm Current	≤1.5mA (without remote indicator) ≤3.5mA (with remote indicator)
Fire LED	Red, Flash in polling, and illuminate in alarming.



**AW-ASH2188
Addressable Smoke and
Heat Combined Detector**

Operating Voltage	24V(Pulse Modulation)
Operating Current	≤0.5mA (Monitoring Status) or ≤1.5mA (Alarm Status)
Protection Area	60m ²
Installation Height	≤8m



**AW-AGD2188
Addressable Gas Detector**

Operating Voltage	12V-28V
Operating Current	35mA @ DC24V
Alarm Current	40mA @ DC24V
Operating Humidity	≤95%, without Condensation
Alarm Levels	Natural Gas, 10%LEL(±30%)



**Addressable Sounder Beacon AW-D306
Conventional Sounder Beacon AW-D316**

Operating Voltage	24VDC(20V ~ 28V)
Operating Current	≤100mA
Power Consumption	≤3.2W@DC24V
EN54-23 Coverage	C-3-8/W-2.4-6
Flash Color and Frequency	White, 0.5Hz



**AW-D305
Addressable Manual Call Point**

Operating Voltage	Signal Loop 24V(18V~28V) Power 24VDC(20VDC~28VDC)
Standby Current	Loop≤0.8mA; Power≤2mA
Action Current	Loop≤5mA; Power≤15mA
Output Capacity	1A@DC30V
Input Mode Setting	NC or NO input mode can be set by the jumper JP4.



**AW-D314
Loop Isolator**

Line Voltage	16-28 VDC
Standby Current	≤3mA
Capacity	32 devices
Maximum Voltage At Which The Device Isolates	8 - 11V
Maximum Voltage At Which The Device Reconnects	1.4-4V



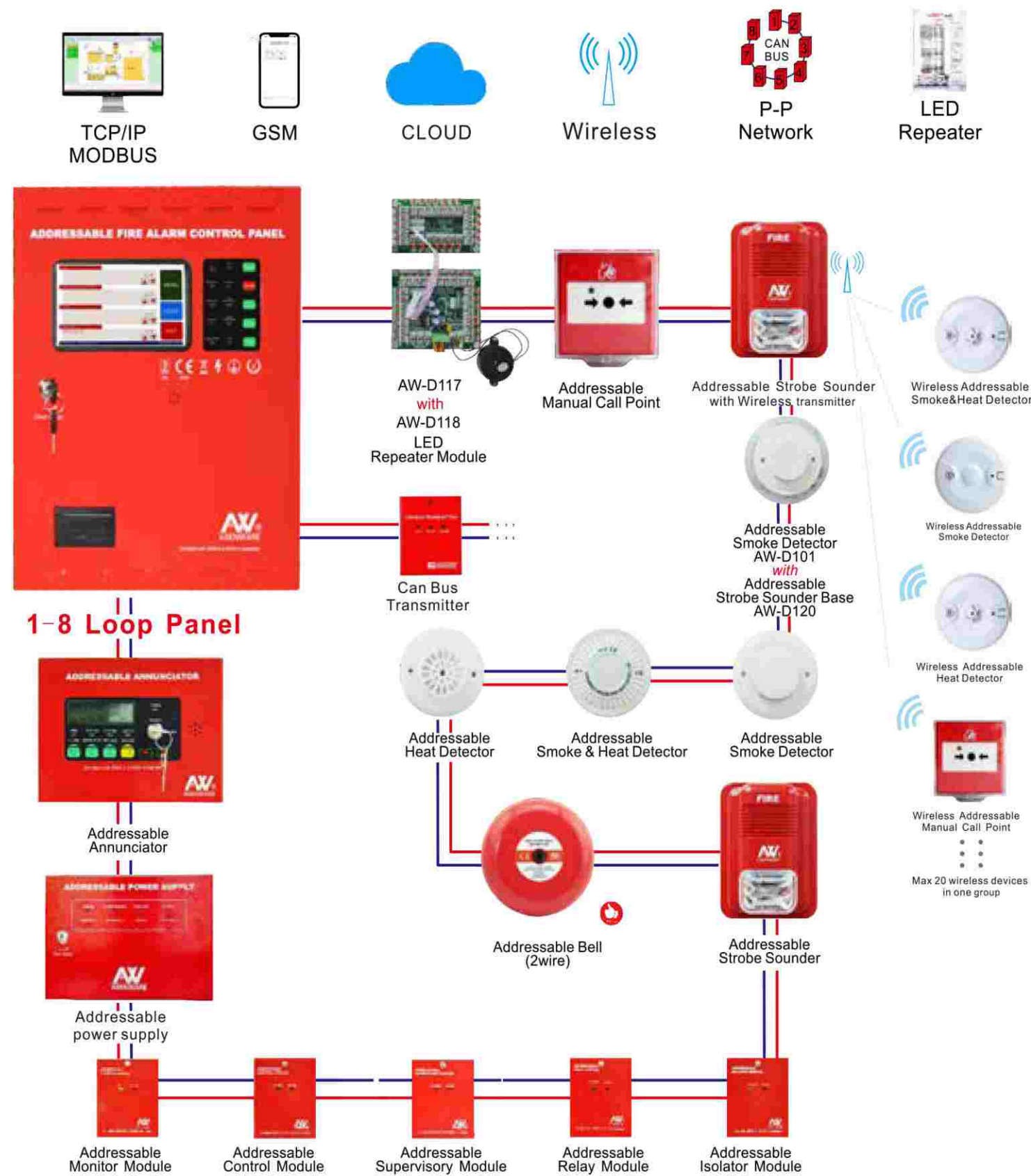
**AW-D319
Addressable I/O Module**

Operating Voltage	Signal Loop 24V(18V~28V) Power 24VDC(20VDC~28VDC)
Standby Current	Loop ≤0.8mA ; Power ≤2mA
Action Current	Loop ≤5mA ; Power ≤15mA
Output Capacity	1A@DC30V
Input Mode Setting	NC or NO input mode can be set by the jumper JP4.



**AW-RP2188
Addressable Repeater**

Power Supply	DC 24V ±20 %
Overall Power Consumption	≤3W
Working Temperature	-10°C ~ +50°C,
Relative Humidity	≤95% (40°C, non-condensing)



Introduction

Asenware AW-FP100 Series Fire Alarm Control Panel are intelligent panels which are designed to make it suitable for most of applications. The user friendly functionality makes it suitable to program and configure the devices. 7" touchscreen display shows the information for fire alarm, trouble, supervisory and other related information all the time.

AW-FP100 series can be configured with just a few devices for small building applications, or for a large area or high-rise application. Simply add additional equipment to suit the application like detectors, modules and other compatible devices. It is supplied with cabinet of IP 30 rating (standard). This panel fully comply with the requirement of EN 54-2 and EN 54-4.

System Features

7" Touchscreen LCD Colored Display

250 intelligent detectors or modules for one loop circuit

Up to 8 Loop Cards can be installed and configured

User friendly: easily configurable windows using panel itself

2-Wire cable for all addressable devices

Mini-Printer to print the status of events

Integral power supply with charge

Circuits can be configured as Class A or Class B

Fire Alarm, Fault (Trouble) and Supervisory relays

Delay function for zones for Notification Appliance Circuits (NACs)

Zone and individual device Testing and Disablement

2x12V Lead Acid Batteries

Network Available Options: GSM/IP/Cloud/Modbus

Graphic remote monitor access system

Access Level entry to control and configure panel

Earth Fault detection

CAN BUS Network System



1-8 Loop Fire Panel

Order Information

Model Number	Description
AW-FP101	Panel includes 1 Loop Card
AW-FP102	Panel includes 2 Loop Cards
AW-FP103	Panel includes 3 Loop Cards
AW-FP104	Panel includes 4 Loop Cards
AW-FP105	Panel includes 5 Loop Cards
AW-FP106	Panel includes 6 Loop Cards
AW-FP107	Panel includes 7 Loop Cards
AW-FP108	Panel includes 8 Loop Cards



AW-PR101 Programmer



AW-D120 Addressable Detector Strobe Sounder Base

ASENWARE Quality Policy:

Our products must comply with international standards, and must be stable and reliable in long term working.

Loop Powered Addressable Fire Alarm Control System

Loop Powered Addressable Fire Alarm Control System



AW-D101
Addressable Smoke Detector

Operating Voltage	18V~28V DC
Standby Current	≤2.5mA
Alarm Current	≤3mA
Smoke Sensitivity	0.18-0.3dB/m



AW-D102
Addressable Heat Detector

Operating Voltage	18V~28V DC
Standby Current	≤2.5mA
Fix Temperature Alarm	57°C(135°F)
Rate-of-Rise Alarm	7.1°C/5SA2R



AW-D103
Addressable Smoke and Heat Detector

Operating Voltage	18V~28V DC
Standby Current	≤2.5mA
Smoke Sensitivity	0.18-0.3dB/m
Fix Temperature Alarm	57°C(135°F)
Rate-of-Rise Alarm	7.1°C/5SA2R



AW-STD606A
Wireless Battery Heat Detector

Operating Voltage	3V DC
Wireless mode	433Mhz
Fix Temperature Alarm	57°C(135°F)
Rate of rise Alarm	7.1°C/5S A2R



AW-SST606A
Wireless Smoke and Heat Detector

Operating Voltage	3V DC
Wireless mode	433Mhz
Smoke Sensitivity	0.18-0.3dB/m
Fix Temperature Alarm	57°C(135°F)
Rate-of-Rise Alarm	7.1°C/5S A2R



AW-SSD606A
Wireless Battery Smoke Detector

Operating Voltage	3V DC
Wireless mode	433Mhz
Alarm Current	≤100mA
Alarm level	≥85db /3m



AW-D109
Addressable Alarm Bell

Operating Voltage	18V~28V DC
Standby Current	≤3mA
Alarm Current	≤50mA
Alarm SPL	≥ 95 dB
Size	Dia. 150mm



AW-D106
Addressable Strobe Sounder

Operating Voltage	18V~28V DC
Standby Current	≤3mA
Alarm Current	≤60mA
Alarm SPL	≥ 100 dB
Flash Period	1.0 Sec.



AW-D135A
Addressable Manual Call Point

Operating Voltage	18V~28V DC
Working Current	≤4mA
IP Rating	IP30
Green LED indicator	Normal Condition
Red LED indicator	Alarm Condition



AW-D122

CAN Bus Transmitter

Introduction

This CAN Bus Transmitter AW-D122 is designed for extend the distance of CAN Bus communication. It is suggested to be installed over each 400 meters.



GT-D132

Addressable LPG Gas Detector

Introduction

The gas detector is designed for single station use or for connecting to fire alarm or security alarm panel. Small and compact, the design and color makes it ideal for use in the home, small commercial properties, and recreational vehicles. It is intended to detect leakage of natural gas (methane gas), town gas, and bottled gas (propane gas). The gas detector can be mounted high (for methane gas) or low (for propane (LPG) gas). It is equipped with a sturdy mounting bracket for quick, easy and safe installation

FEATURES

- ✓ Detect all sorts of combustible gases, natural gas (methane), bottled gas (propane), LPG(Liquefied petroleum Gas), LNG (Liquefied natural gas), including town gas .
- ✓ Easy to install, mounting bracket included.
- ✓ Loud 80dB alarm and LED warning light.
- ✓ High quality durable sensor.
- ✓ Self diagnostic function by MCU intelligent software.
- ✓ Excellent reliability & High stability.
- ✓ Ideal for all kitchens.



AW-D110
Addressable Monitor Module
Date Sheet



AW-D111
Addressable Supervisory Module
Date Sheet



AW-D112
Addressable Control Module
Date Sheet



AW-D113
Addressable Relay Module
Date Sheet



AW-D114
Isolator Module
Date Sheet

ASENWARE Quality Policy:

Our products must comply with international standards, and must be stable and reliable in long term working.

Loop Powered Addressable Fire Alarm Control System

ASENWARE Global Fire Alarm Graphic Monitoring System

Addressable Annunciator

Asenware AW-D116 Addressable Annunciator is used with AW-FP100 Series Intelligent Fire Alarm Control Panel. LCD screen with backlight makes customers convenient to know the location of the event more precisely. AW-D116 is provided a 90-character, back-lit and alphanumeric display.

Information Messages include Alarm, Fault, Supervisory and General Conditions.

LEDs for Fire, Supervisory and Alarm are also provided with ACK push button. From the Silence push button, panel and Remote Notification appliances can be silenced.

AW-D116 is fully complied with the requirement of EN54-2 and EN 54-4.



AW-D116

Features

- Three Lines of 40 Character each LCD
- LED Indication for Alarm, Fault and Supervisory
- Push Buttons to acknowledge the silence
- Lamp Test from Key Switch


Addressable Annunciator Board

Asenware AW-D117 Addressable annunciator board is a 24 Zone Board, which can be configured at the site as the Fire Alarm System Layout drawing. It includes keyboard, Power LED and buzzer. AW-D118 is extensions a 24 zone extension board. Both can be used with AW-FP100 Series Addressable Fire Alarm Control Panel. One AW-D117 can be connected with 4 pieces of AW-D118 for maximum 120 zones.

Model Number	Description
AW-D117	24 Zones Addressable Annunciator LED Main Board
AW-D118	24 Zones Addressable Annunciator LED Extension Board



Annunciator



LED Repeater

Addressable Power Transmitter

Addressable Power Transmitter, an intelligent power supply, which is designed to provide auxiliary power when there is not enough power from panel to devices.

Features

- Addressable
- 5A@24VDC output
- EN54-4 standard
- Include battery charger
- 12V2.3AH*2 batteries optional



AW-D121



KEY FEATURES :

- ✓ Supports LAN and CLOUD mode
- ✓ Multi Level Management
- ✓ Automatically send Emails & SMS to the building managers, engineers or concerned person for fire or fault events
- ✓ CLOUD mode can monitor all running panels around the world
- ✓ User friendly - easy to operate and manage
- ✓ Aesthetic design while maintaining the simplicity in drag and drop feature for devices to the layout

Conventional Fire Alarm Control System


Introduction

- √ AW-CFP2166 series conventional fire alarm panel is designed based on EN54 part 2&4 standard.
- √ It is modularized design, the panel can expand from 1 zone to 32 zones easily.
- √ It has 2 levels control mode by a lock.
- √ It has 24VDC power supply output.
- √ It has FIRE and FAULT signal output.
- √ It has 2 general sounders output.
- √ Each zone has 1 circuit detector input.
- √ Each zone can be disabled by related button.
- √ It has RESET button to reset the panel.
- √ It has SILENCE button to stop BUZZER and SOUNDERS.
- √ It has EVACUATE button to start a manual fire alarm immediately.
- √ It has an optional GSM module for fire alarm by SMS.
- √ It is economic, user-friendly and easy maintenance.

AW-CFP2166 1-32 Zone Series Panel



**AW-CFP2166-2
AW-CFP2166-4
Conventional Fire Alarm
Control Panel 2/4 Zone**



**AW-CSD313
Duct Smoke Detector**



**AW-CFP2166-6
AW-CFP2166-8
Conventional Fire Alarm
Control Panel 6/8 Zone**

Conventional Fire Alarm Control System



**AW-CSD381
AW-CSD311
Conventional Photo-Electric**



**AW-CTD382
ROR/A2R**

Product Name	Conventional Smoke Detector
Operating Voltage	9V-28V DC
Standby Current	≤120μA
Alarm Current	≤20mA @24VDC
Smoke Sensitivity	0.1 - 0.15 dB/m



**AW-CTD321
ROR/A2R
Rate of Rise Temp Heat Detector**



**GT-D611
Standalone Smoke Detector**

Product Name	Conventional Heat Detector
Operating Voltage	9V-28V DC
Standby Current	≤120 μA
Alarm Current	≤20mA @24VDC
Rate-of-Rise Alarm	AW-CTD382/AW-CTD321: 7.1°C/5S A2R AW-CTD322:60°C



**AW-STD606D
Standalone heat detector**

Operating Voltage	3V DC Battery
Standby Current	≤10μA
Alarm Current	≤20mA
Alarm Level	≥85dB/3M



**AW-SSD606D
Standalone Battery Smoke Detector**

Operating Voltage	3V DC Battery
Standby Current	≤10μA
Alarm Current	≤20mA
Alarm Level	≥85dB/3M



**AW-SST606D
Battery smoke&heat detector**

Operating Voltage	3V DC Battery
Standby Current	≤10μA
Alarm Current	≤20mA
Alarm Level	≥85dB/3M



**AW-CGD2166
Standalone LPG GAS Detector**

Operating Voltage	AC220V / 50Hz / 60Hz
Power Consumption	Standby ≤ 1.5W Alarm ≤ 3.0 W
Detection Threshold Value	LNG, 5000PPM (10% LEL)



**AW-FD602-UV
Conventional UV Flame Detector**

Operating Voltage	12V - 30V DC
Standby Current	≤10 mA
Alarm Current	≤30 mA
Detection Range	Grade I, 25m@flame



**GT-D125S
Addressable CO gas detector**

Operating Voltage	9V-28V DC
Standby Current	120uA
Alarm Current	20mA
Detection Range	≥100PPM

ASENWARE Quality Policy:
Our products must comply with international standards, and must be stable and reliable in long term working.



Conventional Fire Alarm Control System



AW-CMC2166-6
Push Station

Operating Voltage	9V-28V DC
Alarm Current	45mA @ 24V DC
Working Humidity	≤93% non-condensing
Working Temperature	-10°C ~ + 50°C



AW-D135C
Conventional Manual Call Point

Operating Voltage	18V~28V DC
Working Current	≤4mA
IP Rating	IP30
Green LED indicator	Normal Condition
Red LED indicator	Alarm Condition



Waterproof Box

Protection level	Ip67
Function	Dust-proof;Rainproof
Applicable Products	AW-CMC2166-6; AW-D135C
L*W*H	120*190*110mm



AW-CSS2166-2
Horn Strobe

Operating Voltage	12-26VDC
Operating Current	≤60 mA
Sound Level	≥85dB at 10 feet
Flash Period	≤1.0 S
Alarm Sound Types	3 Kinds



AW-CSS2166-4
Horn Strobe

Operating Voltage	12/24VDC
Operating Current	≤100 mA
Sound Level	≥85dB at 10 feet
Flash Period	≤2.0 S
IP Rating	IP33



AW-CSS2166-5
Horn Strobe

Operating Voltage	12V/24V DC
Operating Current	≤350 mA
Sound Level	≥112dB at 10 feet
Flash Period	≤2.0 S
Alarm Sound Types	1 Kinds



AW-D316
Conventional Sounder Beacon

Operating Voltage	24VDC(20V ~ 28V)
Operating Current	≤100mA
EN54-21 Coverage	C-3-8/W-2.4-6
Flash Color and Frequency	White, 0.5Hz
Light Output Synchronization	Meets EN54-23



AW-CRP2166
Repeater

Operating Voltage	18V-28V DC
Communication Mode	RS485
Working Humidity	≤93% non-condensing
Working Temperature	-10°C ~ + 50°C
Size	190*270*30mm
GSM module	Optional



AW-EL102
Entrance LED Indicator

Operating Voltage	2.5VDC
Operating Current	≤5mA
Product Size	70.5*36*38 mm
Embedded Hole Size	Length:26.5mm Width: 55.5 mm Depth:> 8mm

Conventional Fire Alarm Control System



AW-CBL2166-6
6 Inch Fire Bell

Working Voltage	20V-28V DC
Working Current	≤60mA @ 24V DC
Sound Level	≥90dB
Polarized with 2 diodes	



AW-CBL2166-8
8 Inch Fire Alarm Bell

Working Voltage	20V-28V DC
Working Current	≤60mA @ 24V DC
Sound Level	≥100dB
Polarized with 2 diodes	

Infrared Linear Reflex Beam Smoke Fire Detector

Profile

The AW- BK901 infrared linear reflex beam smoke detector, is being designed for fire prevention in the open area, is used with the fire alarm control panel. The detector is made up of the combination unit of the emitter and the receiver as well as the reflecting mirror. The signal issued by the emitter enters into the receiver after reflection by the reflector.



AW-BK901

Characters

- ✓ Emitter and Receiver as one Unit. In that case, it has advantages of easy and convenient installation as well as wonderful collimation for the optical path.
- ✓ Automatic calibration to make sure one person can debug the device easily.
- ✓ Self-testing function of to monitor the internal fault of the detector.
- ✓ Automatic compensation for the factors of the receiving signals to avoid the influence of dust pollution, positional deviation and aging of transmitter tubes.
- ✓ The detector is designed for optical path, water-proof.

Size Details

Length: 206mm; Width: 94mm; Thickness: 135mm

Operating Environment

- ✓ Power supply voltage: 16V~28VDC
- ✓ Debug current ≤20mA
- ✓ Monitoring current ≤12mA
- ✓ Alarm current ≤33mA
- ✓ Overall power consumption: <3W
- ✓ Use conditions:
Temperature: -10°C~+50°C
Relative humidity ≤95%
- ✓ Protective area:
The maximum protective area of the detector is 1400 m²(14X100=1400 m²) and the maximum width is 14m.

Optional Monitoring Distance

- ✓ AW-BK901-20 20meters with 1 reflector
- ✓ AW-BK901-40 40meters with 1 reflector
- ✓ AW-BK901-70 70meters with 4 reflector
- ✓ AW-BK901-100 100meters with 4 reflectors

Wireless Conventional Fire Alarm System

Wireless Conventional Fire Alarm System



AW-CFP2166-2W/4W



AW-CFP2166-2W/4W Wireless version features:

1. Can connect both wired and wireless detectors
2. Each zone can connect up to 20 wireless detectors and 20 wired detectors, increasing the capacity of each zone
3. Connect wireless detectors, save cost
4. Wireless detectors are low power and can be used for up to 5 years
5. Each wireless detector contains a sounder, Alarm >75db
6. The control panel can remotely reset and mute the wireless detector.



AW-STD606A
Wireless Battery Heat Detector

Operating Voltage	3V DC
Wireless mode	433Mhz
Fix Temperature Alarm	57°C(135°F)
Rate of rise Alarm	7.1°C/5S A2R

AW-SST606A
Wireless Smoke and Heat Detector

Operating Voltage	3V DC
Wireless mode	433Mhz
Smoke Sensitivity	0.18-0.3dB/m
Fix Temperature Alarm	57°C(135°F)
Rate-of-Rise Alarm	7.1°C/5S A2R

AW-SSD606A
Wireless Battery Smoke Detector

Operating Voltage	3V DC
Wireless mode	433Mhz
Alarm Current	≤100mA
Alarm level	≥85db /3m



AW-D106A
Addressable Strobe Sounder

Operating Voltage	Loop 24V
Operating Frequency	428MHz to 438MHz
Protection class	Ip30
Alarm SPL	≥ 100 dB
Flash Period	1.0 Sec.



AW-D105W
Wireless Manual Call Point

Operating Voltage	3V DC
Operating Frequency	428MHz to 438MHz
IP Rating	IP30
Green LED indicator	Normal Condition
Red LED indicator	Alarm Condition



AW-PR101
Programm address for each device

ASENWARE Quality Policy:
Our products must comply with international standards, and must be stable and reliable in long term working.

Explosion-Proof Flame Detector



Product name	Explosion-Proof Ultraviolet Flame Detector	Explosion-Proof Dual Infrared Flame Detector	Explosion-Proof Ultraviolet and Infrared Flame Detector
Model	AW-FD701E-UV	AW-FD702E-IR2	AW-FD705E-UVIR3
Detection range	15m-30m	15m-30m	40m-60m
Detection angle	120°	110°	120°
Response time	Within 10s	Within 15s	Within 10s
Protection level	IP66	IP66	IP66/IP67
Explosion-proof grade	Exd IIC T6 Gb Ex tDA21 T80°C	Exd IIC T6 Gb Ex tDA21 T80°C	Exd IIC T6 Gb Ex tDA21 T80°C
Output method	Relay output [fire alarm and fault]	Relay output [fire alarm and fault]	Relay output [fire alarm and fault] Current loop [0-20mA]、 HART、RS-485、RS-232
Reset method	Power-off reset	Power-off reset	Power-off reset/Auto reset
Operating temperature	Common type: -10°C ~ +55°C	Common type: -10°C ~ +55°C	Common type: -10°C ~ +55°C Enhanced type: -40°C ~ +70°C
Electrical Interface	M20	M20	2×G3/4 connector
Certified product	3C , test report, explosion-proof	3C , test report, explosion-proof	3C , test report, explosion-proof,

Explosion-Proof Flame Detector



Product name	Explosion-Proof Combined Ultraviolet And Infrared Flame Detector	Explosion-proof Three Infrared Flame Detector
Model	AW-FD703E-UVIR2	AW-FD704E-IR3
Detection range	30m-40m	30m-40m
Detection angle	120°	110°
Response time	Within 15s	Within 15s
Protection level	IP66	IP66
Explosion-proof grade	Exd IIC T6 Gb Ex tDA21 T80°C	Exd IIC T6 Gb Ex tDA21 T80°C
Output method	Relay output [fire alarm and fault] Current loop [0-20mA]	Relay output [fire alarm and fault] Current loop [0-20mA]
Reset method	Power-off reset/Auto reset	Power-off reset/Auto reset
Operating temperature	Common type: -10°C ~ +55°C Enhanced type: -40°C ~ +70°C	Common type: -10°C ~ +55°C Enhanced type: -40°C ~ +70°C
Electrical Interface	1×M20×1.5mm ISO	1×M20×1.5mm ISO
Certified product	3C , test report, explosion-proof	3C , test report, explosion-proof

Explosion-Proof Conventional Reflective Beam Detector

Explosion-Proof Fire Alarm Products

The AW-BK902E type explosion-proof infrared beam smoke detector is a non-coded reflective linear infrared beam smoke detector. The detector must be used in conjunction with the reflector, but one or four reflectors should be used according to the installation distance between the two devices. The detector has advanced functions and powerful analysis and judgment capabilities. Through our original program, it can automatically complete system debugging, compensation for changes in the external environment, fire alarm and fault judgment, and the output status is displayed through indicator lights and terminals.

Features

- ✓ Newest and reasonable structure design
- ✓ Sensitive adjustment, accurate positioning
- ✓ Good performance, easy to instal



AW-BK902E
Explosion-Proof
Infrared Beam Smoke Detector



AW-EXB106
Explosion-Proof Alarm Bell



AW-EXAS
Explosion-Proof Safety Barrier



AW-EXD101
Explosion proof optical
smoke detector



AW-EXD102
Explosion-proof Heat Detector



AW-EXD103
Explosion proof smoke and
heat combind detector

Model No.	AW-EXD101	AW-EXD102	AW-EXD103
Operating Voltage	DC24V ±3V(polarity)	DC24V ±3V(polarity)	DC24V ±3V(polarity)
Explosion-proof mark	ExdIICT6	ExdIICT6	ExdIICT6
Monitoring Current	≤60μA	≤60μA	≤60μA
Alarm Current	10mA~30mA	10mA~30mA	≤30mA
Power Time	≤10S	≤10S	≤10S
Working Humidity	≤95% non-condensing	≤95% non-condensing	≤95% non-condensing
The outlet thread	G20	G20	G20



AW-EXS102
Explosion weather -proof
strobe-sounder



AW-EXM101
Explosion-proof Manual Call Point



AW-EXS101
Explosion-proof Flash Strobe

Model No.	AW-EXS102	AW-EXM101	AW-EXS101
Operating Voltage	DC24V	DC24V	DC 24V
Standby Current	≤650mA	10mA	≤50mA
Operating Humidity	≤95% non-condensing	≤95% non-condensing	≤95% non-condensing
Working Temperature	-20 °C ~ + 50°C	-20 °C ~ + 50°C	-20°C~+50°C
Sound Pressure Level	80~90dB	N/A	N/A
Atmosphere Pressure	80kpa~110kpa	80kpa~110kpa	80kpa~110kpa
Size	82mm, Height:170mm	130*135*64mm	152mm, Height:165mm

Explosion-Proof Gas Detector AW-EXD104

Introduction

AW-EXD104 intelligent digital readout transmitter is a two-wire system and meet the international standard digital transmitter which can convert the gas concentrations into standard 4-20mA current signal. It's suitable for the industrial LED to display and the sensor easy to use and plug and play. AW-EXD104 have many advantages: high performance, stable and reliable operation, easy to install and maintain, and it can measure full range of gas and so on, which can meet the high demand in the industrial site safety monitoring. It widely used in petroleum, chemical, engineering, metallurgy, petrochemical, gas transmission and distribution, biochemical, medicine, water treatment and other industries.



With Display



Without Display

Types of Combustible Gas

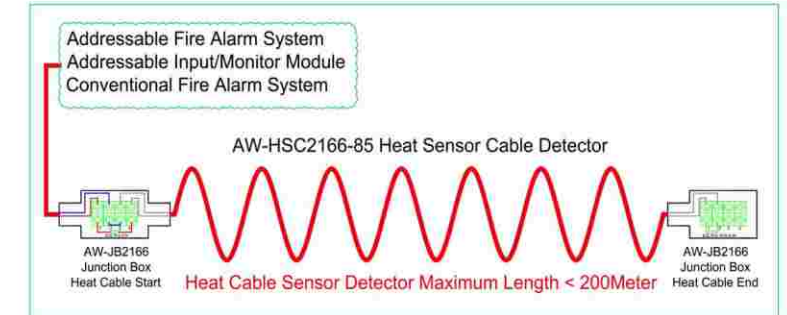
CH4	C3H8	C6H14	Gasoline	C2H6O
CH4O	C3H6	C7H16	Mixture	CH2CL2
C7H8	C3H6O	C8H18	C10-H16	C4H8O2
C2H6	C4H10	C6H6	C4H10	C6H12O2
C2H4	C4H8O	C8H10	C3H8O	C2H4O
C2H2	C4H6	C8H12	C2H5CL	C3H6O
C2H6O	C5H12	H2	Br2	Prop+But

Types of Toxic Gas

CO	O2	O3	H2S	H2
CL2	NH3	SO2	NO	NO2
CH2O	HCL	HCN	EX	NH3

Fire Cable

Linear Heat Cable



Features

- ✓ Line coverage...continuous sensitivity.
- ✓ Six alarm temperature ratings.
- ✓ Withstands severe environmental conditions.
- ✓ Approved for hazardous locations.
- ✓ Easy to install, test, and splice.
- ✓ Compatible with other initiation devices on same circuit.

Applications

- ✓ Cable trays
- ✓ Conveyors
- ✓ Power distribution apparatus: switchgear, transformers, motor control centers
- ✓ Dust collectors/baghouses
- ✓ Cooling towers
- ✓ Warehouses/rack storage
- ✓ Mines
- ✓ Pipelines
- ✓ Bridges, piers, marine vessels
- ✓ Refrigerated storage
- ✓ Tank farms
- ✓ Aircraft hangars



Fire Proof Cable

Description

- Solid or stranded, tinned or bare copper conductor
- Fire resistant PVC insulation and jacket
- Fiberglass tape, AL foil, Pet foil, or no



Item No.	Description	Conductor Spec.	Insulation		Jacket		Approximate Cable weight	Conductor resistance	Current ratings	Voltage drop	Packing
			Nom.Thick (mm)	Nom.Diam (mm)	Nom.Thick (mm)	Nom.Diam (mm)					
AW-FPC208	BC/TC	2*0.8mm ²	0.5	2.0	0.7	5.4	40KG/KM	24Ω/KM	18A	61.2V/M	Box Coil Drum Paper reel Plastic reel Wooden reel
AW-FPC308		3*0.8mm ²	0.5	2.0	0.7	5.7	51KG/KM	24Ω/KM	18A	61.2V/M	
AW-FPC408	solid or stranded	4*0.8mm ²	0.5	2.0	0.75	6.6	66KG/KM	24Ω/KM	18A	61.2V/M	
AW-FPC210		2*1.0mm ²	0.55	2.25	0.75	6.2	48KG/KM	18.1Ω/KM	20A	46.2V/M	
AW-FPC310	Shielded or unshielded	3*1.0mm ²	0.55	2.25	0.75	6.5	63KG/KM	18.1Ω/KM	20A	46.2V/M	
AW-FPC410		4*1.0mm ²	0.55	2.25	0.8	7.3	80KG/KM	18.1Ω/KM	20A	46.2V/M	
AW-FPC215	PVC Insulation	2*1.5mm ²	0.6	2.6	0.8	7.0	64KG/KM	12.1Ω/KM	25A	30.9V/M	
AW-FPC315		3*1.5mm ²	0.6	2.6	0.85	7.4	85KG/KM	12.1Ω/KM	25A	30.9V/M	
AW-FPC415	Jacket	4*1.5mm ²	0.6	2.6	0.85	8.3	105KG/KM	12.1Ω/KM	25A	30.9V/M	
AW-FPC225		2*2.5mm ²	0.6	3.0	0.8	7.8	87KG/KM	7.41Ω/KM	34A	18.9V/M	
AW-FPC325		3*2.5mm ²	0.6	3.0	0.8	8.2	118KG/KM	7.41Ω/KM	34A	18.9V/M	
AW-FPC425		4*2.5mm ²	0.6	3.0	0.85	9.2	151KG/KM	7.41Ω/KM	34A	18.9V/M	



ASENWARE Quality Policy:

Our products must comply with international standards, and must be stable and reliable in long term working.

Addressable Fire Telephone System

Introduction

The fire fighting telephone system is suitable for communication and dispatching during any fire or emergency in the building. In case of fire alarm at the application site, the site personnel can call the host through extension and contact the control center in time. The operator in the control center can also call the extension at the site through the host to know the situation on the site.

Product Features

- √ With the two-bus technology, the power supply and communication are compatible on two buses, and are not divided into the positive and the negative, convenient for debugging.
- √ It has perfect detection measures, which can detect the short circuit and open circuit of the bus, and make sound and light alarm.
- √ The anti-interference performance of hardware and software allows for the adaptability to various complex environments.
- √ The voice is subject to differential transmission on the bus, with strong anti-interference capability.
- √ The application of silica gel button presents a beautiful appearance, good hand feeling and long service life.
- √ The host and extension can call each other and make full-duplex call, and the host can communicate with three extension telephones at the same time.
- √ It has the function of recording and displaying the calling and answering time, and can query 120 records of calling and response time between the host and the extension.
- √ The recording is subject to circular coverage, first-in-first-out mode and automatic recording is enabled during a call.

Technical Parameters

Power supply:
 Mains power: AC 220V (+10%, -15%, 50Hz)
 Standby power supply: External DC24V
 Bus current: ≤600mA
 Frequency range: 300~3400Hz
 Transmission attenuation: ≤5dB
 Recording duration: more than 20min
 Length of bus: ≤1,500m
 Weight: ≤10kg
 Dimensions: 406×331×174 (mm)
 Working environment: Temperature 0~+40℃, RH ≤95%
 Bus capacity: up to 99 code addresses (set by code switch in binary mode)
 The host supports communication with at most 3 extensions simultaneously
 Support up to query and playing 99 segments of recording
 At most 120 call messages can be recorded
 Line condition: extension loop resistance (exclusive of phone resistance) ≤ 300 Ω



AW-FT599



AW-D501
Addressable Fire Telephone Jack



AW-D502
Conventional Fire Telephone Handset



AW-D504
Conventional Fire Telephone Jack



AW-D505
Addressable Fire Telephone Handset

Voice Evacuation Control Panel and Speakers

Introduction

AW-VP350 Voice Evacuation Control Panel and speakers is a standalone public audio system for emergency evacuation. When get alarm input from other fire alarm system or security alarm system, it can play the pre-recorded audio track to the speakers automatically. It also can broadcast the microphone real time sound, or other line in sound. It also support RS485 communication with ASENWARE AW-FP300 series addressable fire alarm control panel.

Product Features

- √ Maximum power output: 350Watt.
- √ Speaker driving mode: constant voltage.
- √ Evacuate message up to 1 minute.
- √ Background audio: USB2.0.
- √ Complies with EN54 part 16.
- √ Network function (work with AW-FP300 series addressable fire alarm control panel)
- √ Maximum 15 pcs AW-VP350 can be connected with 1 pcs AW-FP300 addressable fire alarm control panel.
- √ 2.6.2 Each AW-VP350 panel can be programmed to maximum 20 channels and controlled by AW-FP300 addressable fire alarm control panel.



AW-VP350



AW-SP01
Ceiling Speaker



AW-SP02
Ceiling Speaker



AW-SP03
Wall Mounted Speaker



AW-SP04
15W Water Proof Speaker



AW-SP05
30W Water Proof Speaker

Model No.	AW-SP01/02	AW-SP03	AW-SP04	AW-SP05
Power	3-6W/6-10W	10-15W	15-30W	20-30W
Voltage	70/110V	70/110V	70/110V	70/110V
Loudest pressure level (1m)	92dB/95dB	95dB	118dB	118dB
Weight	0.8kg/1.3kg	0.8kg	1.45kg	1.21kg
Size	5inch/6.5inch	260*185*120mm	202*120*234mm	220*165*240mm

ASENWARE Quality Policy:

Our products must comply with international standards, and must be stable and reliable in long term working.

Centralized Monitoring Emergency Luminaire System

Introduction

This control system is designed for managing, testing, monitoring and controlling emergency lighting which is mounted dispersedly. The control system has the following main characteristic:

- ✓ Humanized UI control by 7 inch colorful LCD.
- ✓ Easy operating
- ✓ Convenient using
- ✓ Communicated by PLC
- ✓ Easy Mounting
- ✓ Low maintenance cost



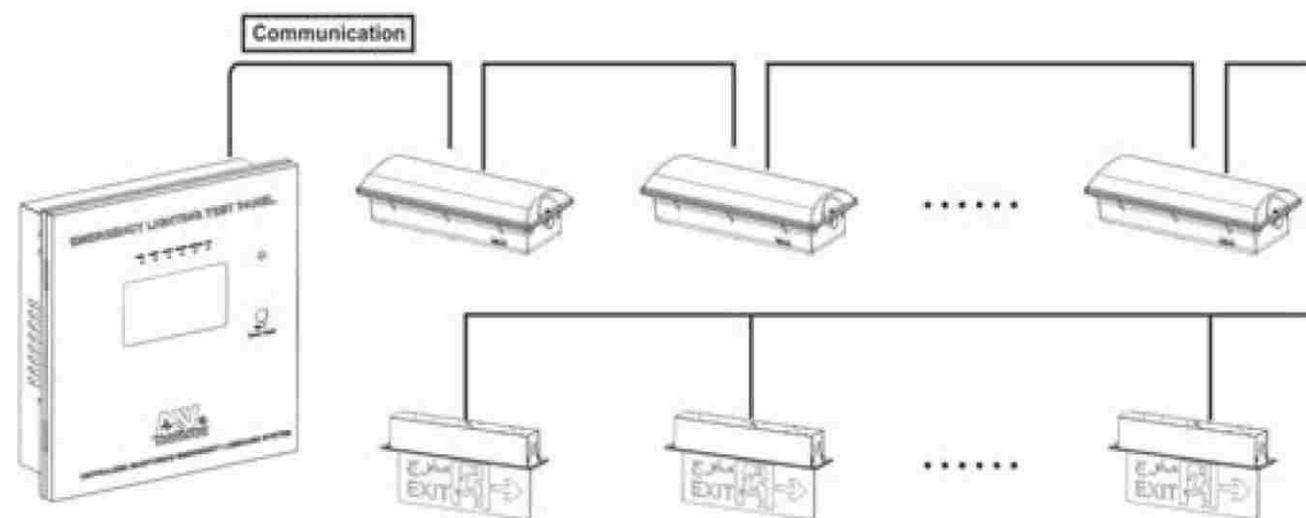
Function Description

This system has the following features:

- ✓ Maximum 500 lightings;
- ✓ Simultaneously and remotely control one or more lightings;
- ✓ Real-time monitoring system operating condition and displaying the latest fault;
- ✓ More than 500 history events record;
- ✓ Up to 16-way non-source emergency input signs testing;
- ✓ Up to 16 lighting zones;
- ✓ Up to 16 testing group;
- ✓ Detecting battery fault, LED source fault, AC fault and communication fault for single emergency lighting;
- ✓ Auto testing function, user can set the condition based on actual conditions;
- ✓ Detecting fuse fault, AC fault, grounding fault and battery fault;
- ✓ Quiescent condition;
- ✓ Disablement condition(Inhibit all corresponding mandatory indication as required);

Installation

The installation can be performed per below figure in actual condition. Exit Lights and Emergency lighting can be connected to directly from the panel and power would be supplied from the panel itself. Panel has two sources, one is AC mains and another one is 24 Volts battery (or two 12V batteries)



Centralized Monitoring Emergency Luminaire System

Photo	Product Name	Model No.	Parameters
	Emergency Lighting Test Panel	AW-CELP500	<ul style="list-style-type: none"> ✓ Single loop. ✓ Maximum 500 emergency lights per loop. ✓ Up to 16 non-source emergency zone input. ✓ Up to 16 testing group
	Centralized Monitoring Emergency Luminaire	AW-CEL101	<ul style="list-style-type: none"> ✓ 220VAC 50/60Hz power supply ✓ 3 Hours battery discharge time 48pcs LED lights
	Centralized Monitoring Exit Sign	AW-CEL301	<ul style="list-style-type: none"> ✓ 220VAC 50/60Hz power supply ✓ 3 Hours battery discharge time ✓ 16pcs LED lights Double side

Conventional Emergency Light

Photo	Product Name	Model No.	Parameters
	LED Emergency Light TUV Approved	AW-EL101	<ul style="list-style-type: none"> ✓ 110V-127VAC 50/60Hz; Or 220V-240VAC 50/60Hz ✓ Non-maintainable ✓ LED 16pcs/bar, 1/2/3/5 bar ✓ Nickel-cadmium Or Lead-acid
	Twin Lamp LED Emergency Light	AW-EL207	<ul style="list-style-type: none"> ✓ 220VAC 50Hz/60Hz ±10% ✓ -5 ° C ~ 40 ° C RH ≤ 92% surface without condensation ✓ SMD 2835 12PCS
	Twin-Spot Emergency Light	AW-EL202	<ul style="list-style-type: none"> ✓ 110V-127VAC 50/60Hz, Or 220V-240VAC 50/60Hz ✓ Non-maintained ✓ LED 6pcs/spot Twin spot ✓ Discharge duration ≥ 3 hours
	Exit Sign TUV Approved	AW-EL301	<ul style="list-style-type: none"> ✓ 220VAC 50Hz + 10% -15% ✓ 4.8V 500mAh ✓ 3.8V~41V ✓ 0.5mm2
	Exit Sign	AW-EL302	<ul style="list-style-type: none"> ✓ 110V-120VAC or 220VAC 50Hz ✓ AL housing and 6mm acrylic panel 8 LED, 0.5W ✓ 3.6V 500mAh Ni-Cd ✓ >90 min

ASENWARE Quality Policy:

Our products must comply with international standards, and must be stable and reliable in long term working.

Twin Lamp LED Emergency Light

Product Features

Remote Control

When the AC power is normal, the remote control makes easier for the user to turn on and off the emergency light within the effective distance (10m) to test whether the emergency light works normally or not.

Dual Adjustable Light Heads

It has two lamp heads that can be rotated up and down by 180 degrees to facilitate the user to select different emergency lighting directions.

Battery

The emergency light with built-in 6V/1.2AH valve-regulated lead-acid battery, and can be continuously illuminated for 3 hours in case of power failure.

Electrical Parameters

Rated input voltage range:	220VAC 50Hz/60Hz ±10%
Lamp power:	3W*2
Working environment:	-5 ° C ~ 40 ° C RH≤92%
Type of battery:	6V/1.2Ah
Emergency lumens:	≥500lm
Charging time:	≤24 hours
Discharge duration:	≥3 hours
LED type:	SMD 2835 12PCS
Remote control distance:	Barrier-free straight line 10 meters
Dimensions:	272(length) * 117(width) * 117 (height) mm
Executive standard :	IEC EN65098-1 & EN60598-2-22



AW-EL207



Remote Control

Gas Extinguishing Control Panel

Introduction

AW-GEC2169 extinguishing control panel is designed in compliance with the requirements of European standards of EN54-2, EN54-4 and EN12094-1. This panel can be used in FM200, CO2, IG541, Novec1230 and other gas fire extinguishing systems.

Executed clause of standards □

EN54-2 Fire detection and fire alarm systems part 2: control and indicating equipment

EN54-4 Fire detection and fire alarm systems part 4: power supply equipment

EN12094-1 Fixed firefighting systems - Components for gas extinguishing systems - Part1:

Requirements and test methods for electrical automatic control and delay devices



AW-GEC2169

Product Features

Alarm input: two alarm zones signal input, each zone can connect up to 16 detectors.

1. EM valve output: control the output of electromagnetic valve.

2. Panel outputs: circuit fault output / alarm output / fire extinguishing signal output/24VDC output other parts working condition.

3. Power output: resettable 24VDC output, 200mA current-limited protection.

4. Automatic power shift: 220VAC power and standby battery power can be switched automatically.

5. Three levels of access control (view, operation, settings).

6. Fault Monitoring: monitor panel condition of input/output/system/power/earth/fuse and so on.

7. Disable: manually disable the panel functions and zones devices.

8. Evacuation: manually activate the fire alarm devices.

9. Silence : manually silence the sounder alarm and panel buzzer.

10. Delay time setting: you can manually set the panel reset time and release delay time.

11. Panel Security protection: metal cabinet with visible glass window.

12. GSM module (optional): GSM module allows users to receive alarm information by SMS.

13. Stability: long-term aging and testing before shipment to keep the panel is stable, safe and reliable.

Main Parameters

AC input: 220VAC 50Hz +10% -15%

Voltage for MCU: 3.3V for MCU

Current at 24VDC from PSE: <450mA standby current

Maximum current from PSE: 1.4A (except batteries charge current)

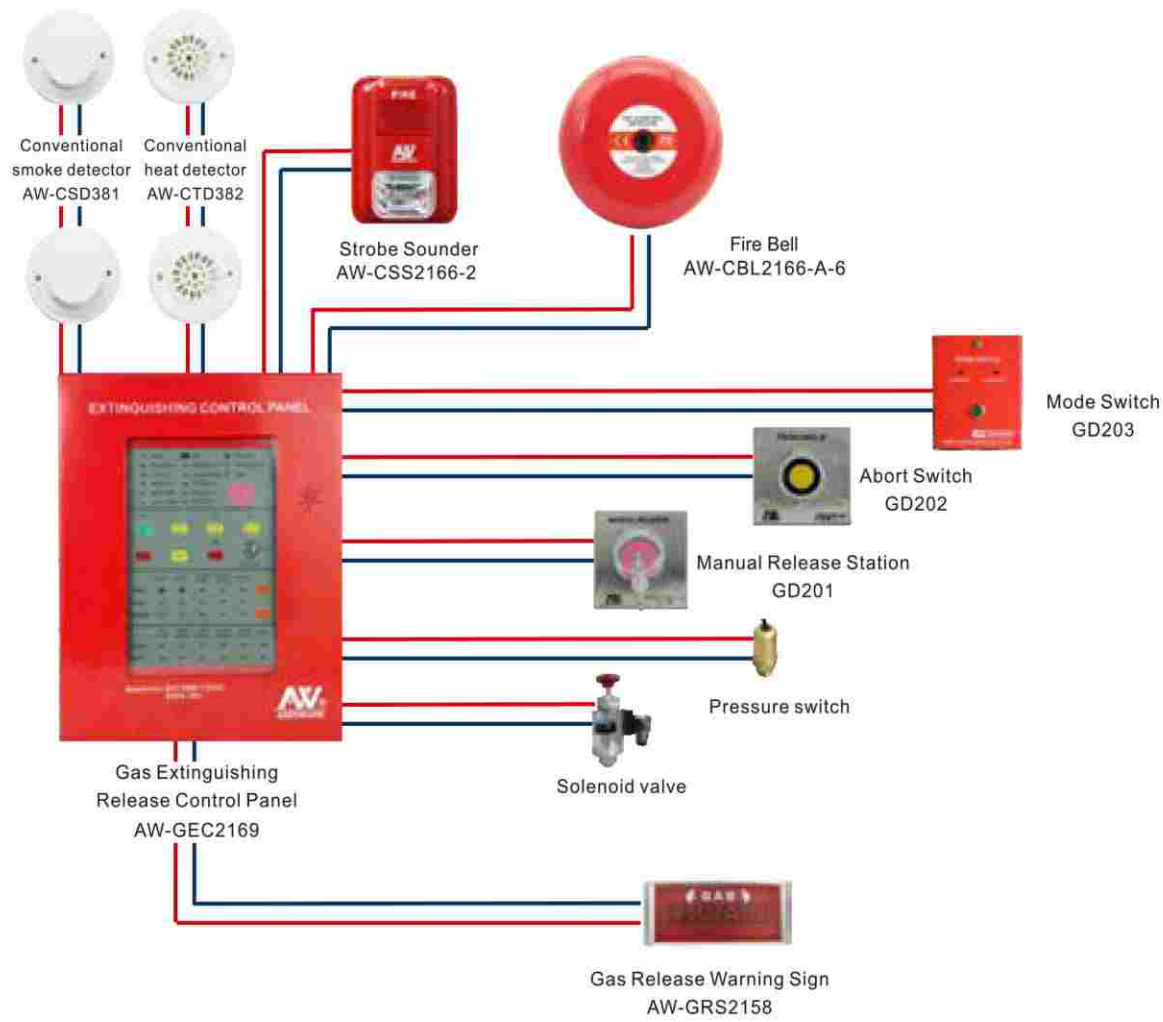
Batteries discharge current: 1.85A maximum, current-limited

Auxiliary power output: 24VDC, 200 mA max, current limited

ASENWARE Quality Policy:

Our products must comply with international standards, and must be stable and reliable in long term working.

Gas Extinguishing Release Control System



FM-200 / FK-5-1-12 Fire Extinguishing System

Asenware Clean Agent Fire extinguishing systems utilizes FM-200 as extinguishing gas. Asenware FM-200 systems are available as Engineered and Pre-Engineered Systems (Cabinet System).

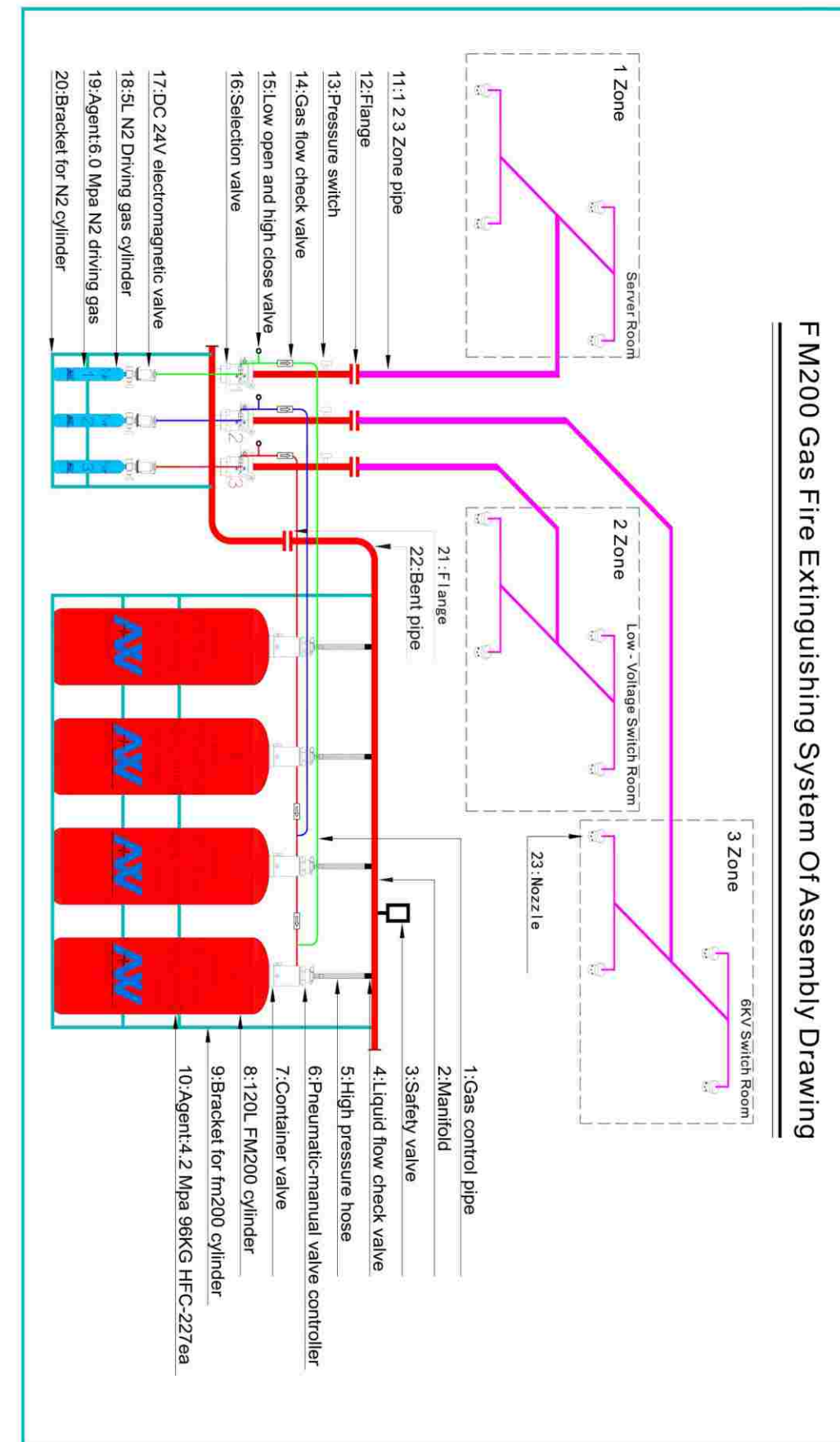


Cabinet Type



Manifold Type


FM-200 Fire Extinguishing System



F M200 Gas Fire Extinguishing System Of Assembly Drawing

Packaged Fire Pump System

Asenware packaged Fire Pump system, can provide the complete skid for Fire Pump service. Systems include the pump, driver, controller and jockey pump all mounted on a common base. Controller is pre-wired to the drivers.



Features

Full Assembly (Electric , Diesel and Jockey Pumps)

Common Base

Suitable Suction and Discharge Piping

Includes Check Valve, Isolation Valves and Pressure Gauges

Diesel Fuel Tank Mounting (optional) and Battery Connection

Suitable Pressure Tank

Pre - Assembled Controller

- √ Automatically Run and Stop Jockey Pump, Electrical Motor Pump and Diesel Pump.
- √ Automatically Charge the Battery.
- √ Special Water Flow Path Design for High Efficiency.
- √ Full Test with Pressure Guage and Flow Meter at Same Time.

Water Based Fire Products -1



2 Way Fire Hydrant

3 Way Fire Hydrant

Product Name	2 Way Fire Hydrant	3 Way Fire Hydrant
Outlet Size	2 x 2.5"	1 x 4" and 2 x 2.5"
Inlet Size	4 "	6"
Material	Cast Iron	Cast Iron
Working Pressure	15 Bar	15 Bar



Flange Type Landing Valve

Thread Type Landing Valve

Product Name	Flange Type Landing Valve	Thread Type Landing Valve
Outlet Size	2.5"	2.5"
Inlet Size	2.5"	2.5"
Material	Brass	Brass
Nominal Pressure	1.6 Mpa	1.6 Mpa



2 Way Breaching Inlet

4 Way Breaching Inlet

Product Name	2 Way Breaching Inlet	4 Way Breaching Inlet
Outlet Size	2x 2.5"	4x 2.5"
Inlet Size	4"	6"
Material	Cast Iron	Cast Iron
Working Pressure	10 Bar	10 Bar

ASENWARE Quality Policy:

Our products must comply with international standards, and must be stable and reliable in long term working.

Water Based Fire Products -2

The fire sprinkler system is an active fire protection measure, consisting of a water supply system, providing adequate pressure and flow rate to a water distribution piping system, onto which fire sprinklers are connected. Although historically only used in factories and large commercial buildings, systems for home and small building are now available at a cost-effective price. Fire sprinkler systems are extensively used worldwide, with over 40 million sprinkler heads fitted each year. In buildings completely protected by fire sprinkler systems, over 99% of fires were controlled by fire sprinklers alone.



Wet Alarm Valve

Dimensions(mm)							
Model	Normal Diameter(mm)	OD	A	B	∅d	∅D	F
AW-WAV80	80	88.9	15.88	7.93	84.94	88.9	320.3
AW-WAV100	100	114.3	15.88	9.53	110.08	114.3	382
AW-WAV150	150	168.3	15.88	9.53	163.96	168.3	406.4
AW-WAV200	200	219.1	19.05	9.53	214.4	219.1	446



Deluge Alarm Valve

Model	Normal Diameter (mm)	Max. working Pressure (mpa)	Valve Height (mm)	Flange Od (mm)	Screw No& Bore Diamete (mm)	Install Dimension (mm)
AW-RAV50	50	1.2	165	125	8*18	920*265*550
AW-RAV80	80	1.2	250	200	8*18	950*275*575
AW-RAV100	100	1.2	250	215	8*18	975*285*580
AW-RAV125	125	1.2	270	245	8*18	995*325*580
AW-RAV150	150	1.2	270	280	8*18	1020*340*580
AW-RAV200	200	1.2	300	335	12*12	1020*395*595
AW-RAV250	250	1.2	450	400	12*26	1185*460*598



Pre-action Alarm Valve

Model	Normal Diameter (mm)	Normal Working Pressure (MPa)	Body Height (mm)	Flange Outer Diameter (mm)	Water Pressure Reduced (MPa)	Drive Time(s)
AW-PAV100	100	1.2~1.6	250	220	<0.07	15
AW-PAV150	150	1.2~1.6	270	285	<0.07	15
AW-PAV200	200	1.2~1.6	370	340	<0.07	15

Water Based Fire Products -3



Y - Strainer
DN 100 - DN 250



Gate Valve
DN 50 - DN 250



Check Valve
DN 50 - DN 200



Flexible Coupling
DN 50 - DN 200



Butterfly Valve
DN 50 - DN 200



DN 50 - DN 200



Pressure Reducing Valve
DN 50 - DN 200



Flow Meter
DN 50 - DN 200



Sight Glass
DN 50 - DN 200



Air Vent
DN 50 - DN 100



Pipe Fittings
Variable

Foam Fire Extinguishing System

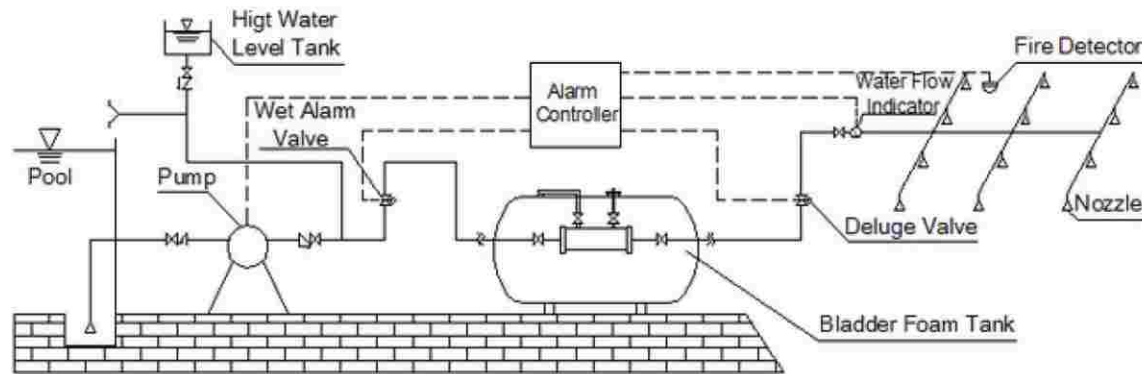


Horizontal type



Vertical type

Foam Bladder Tank is to provide foam solution for fire foam system. It is mainly consist of pressure tank, bladder, proportioner, control valves, pressure gauge and pipelines. High-pressure water is needed to swap out foam concentrate(stored in bladder in the tank) from the tank as a certain proportion. Foam concentrate then mix with pressurized water and form foam solution. The concentrate is discharged from the tank by incoming water applying pressure to the bladder. This applied energy is transferred to the concentrate, supplying pressurized concentrate to the proportioner. (Proportioners are separate items described on a separate data sheet.) For bladder is separated from the water that it can be utilized next time if not finished. Besides, there is feed inlet to refill or rechange foam concentrate.



Characteristic

- √ Big flow pressure range and small pressure loss.
- √ Widely used both in mid-multiples and low multiples foam extinguishin system.
- √ Two types: horizontal and vertical.

Working Pressure Range	0.6~1.2MPa
Pressure Drop	0.2MPa
Test Pressure	Intensity 1.5MPa
	Seal 1.32MPa
Tank Capacity	500~10000L
Size of Proportioner	DN80~DN250
Flow Rate	4~360L/S
Mixing Ratio	3% or 6%



Foam Monitor




Foam Chamber

Fire Hose Rack & Reel

Asenware offers fire hoses with cabinets with several mounting options which are suitable for buildings, hospitals, hall, malls, stages etc

Hose Rack with Cabinet Assembly

- Swing-out L-shaped Arm
- Pin Type Rack Red Enamel Steel
- 40mmx30m (1.5"x100") Collapsible Hose
- Rocker Type 40 mm(1.5") Coupling
- 40mm (1.5") Plastic Fog Type Nozzle
- 40mm (1.5") Cast Brass Angle Valve
- Cabinet is Fabricated of 0.8mm thickness carbon steel sheets
- Ventilation louvers



Hose Reel with Cabinet Assembly

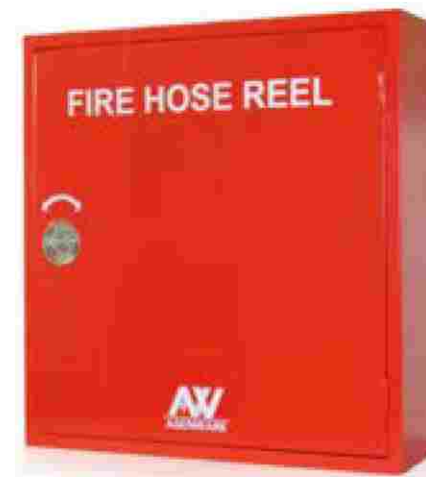
- Steel construction reel drum powder coated with Swivel Inlet
- 38x25mm(1.5"x1")Cast Brass Angle Valve
- 25mmx30m Length Non-Collapsible PVC Rubber Hose
- 25mm(1")Plastic Handline nozzle
- L-Shaped swing arm fixed to the cabinet
- Cabinet is Fabricated of 0.8mm thickness carbon steel sheets



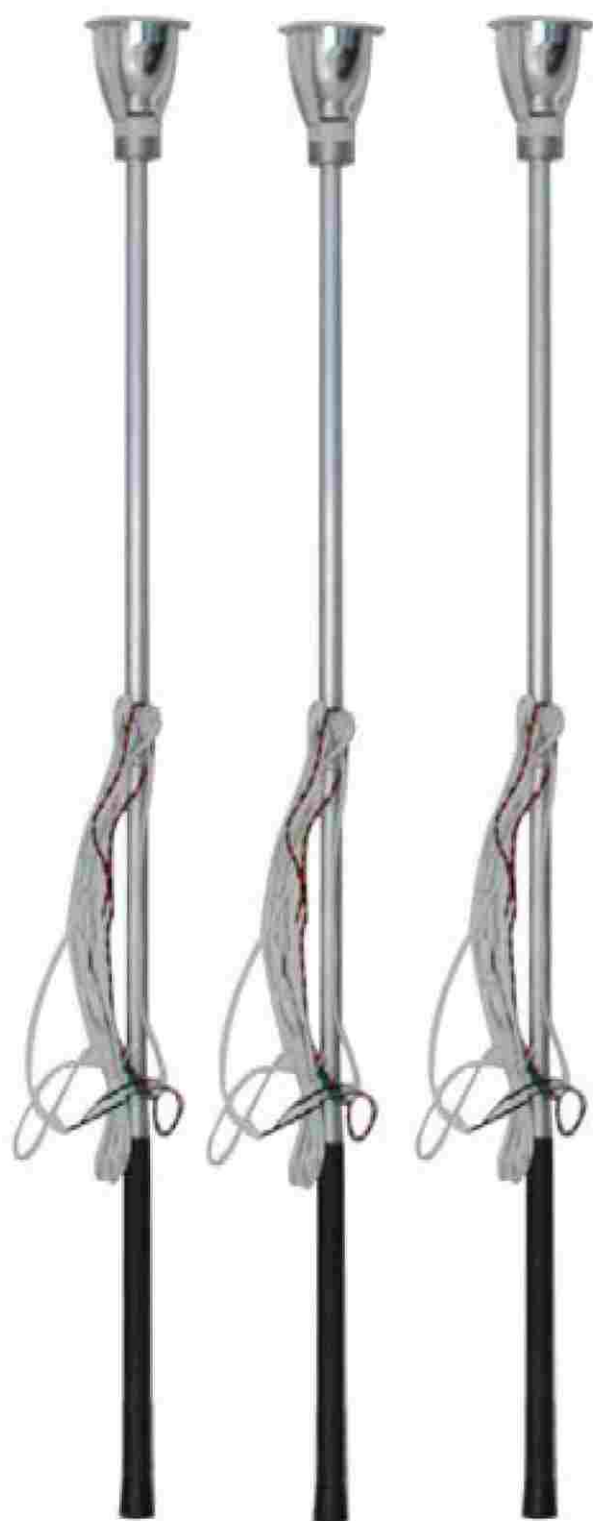
Order Information

Model Number	Description	Dimensions
AW- FH 101	Fire Hose Rack	28" x 20" x 4"
AW- FH 102	Hose Rack Cabinet	31.5" x 30" x 8"
AW- FH 103	Fire Hose Reel	24" x 29" x 7.8"
AW- FH 104	Hose Reel Cabinet	31.5" x 30" x 12"

Customized design available



Heat Detector Tester



Parameter

- Heating Element :220V/100W or 110V/100W
- Length 1.75meter x Dia.32mm Light weight Aluminum Pole
- Cable Length 30meter
- Aluminum case with lock

General Description

The heat detector tester is specially designed to provide quick and reliable testing of heat detector with a maximum of safety regardless of the number of units to be tested for fire alarm system on the ceiling, offers efficient testing in a simple to use format for power 110V to 230V. The main parts of the products are aluminum and stainless steel, firm and durable to use, simple and practical to operate, convenient and easy to carry. The product is widely applicable for firefighting system installation and engineering, fire alarm system maintenance and testing etc.



Smoke Detector Test Applicator



Parameter


- Length 1.6 meter x Dia.32mm
- Light Weight Aluminium pole
- Triggering mechanism
- Aluminium case with lock

General Description

The smoke detector tester is specially designed for checking the ionization and photoelectric detector at sight for smoke detection fire alarm system on the ceiling, offers efficient testing in a simple to use format either handheld or with use of a light weight aluminum alloyed dispenser. The main parts of the products are aluminum and stainless steel, firm and durable to use, simple and practical to operate, convenient and easy to carry. The product is widely applicable for firefighting system installation and engineering, fire alarm system maintenance and testing etc.



Sprinkler Series



GLASS BULB TYPE FIRE SPRINKLER

Stype	Pendent	Upright	Sidewall
Material	Brass or zinc alloy		
Normal diameter (mm)	DN15 or DN20		
Connecting thread (inch)	R1/2" or R3/4"		
Response element	Glass bulb		
Operating Temperature	57°C/68 °C /79 °C /93 °C /141 °C /181 °C		
Response type	Standard response or Quick response		
K factor	80(5.6 @ US) or 115 (8.0 @ US)		
Working pressure	0.1 MPa - 1.2 Mpa(1 bar - 12 bar)		
Seal material	Teflon (PTFE) plated metal O-ring, or rubber O-rin		

International Certificates and Patents

